

STAGE 1 "Hotel Security"

Designed by: Bogie Castro

Type: Intermediate Course (Handgun only)

Targets: 6 PSMOC Targets, 3 Falling Targets

Minimum Number of Rounds: 6 Revolver, 6 Shotgun

Handgun Ready Condition: Condition 2 holstered

Start Position: Standing relaxed on mark hands hanging naturally at sides

Time Starts: Audible

Procedure: On audible signal, shoot PSMOC targets with Revolver. Then dump Revolver into the designated container with muzzle pointing downwards. Retrieve Shotgun then shoot all Falling targets.



STAGE 2 "MRT Security"

Designed by: Bogie Castro

Type: Speed Course (Shotgun only)

Targets: 3 Falling Targets, 3 Round Falling Plates




Minimum Number of Rounds: 6 Shotgun

Shotgun Ready Condition: Condition 1

Start Position: Standing relaxed on mark holding shotgun at Port Arms(Holding shotgun with both hands, butt at hip level, muzzle pointing downrange at 45 degree angle)

Time Starts: Audible

Procedure: On audible signal, shoot all targets within the shooting area



STAGE 3 "Concert Security"

Designed by: Bogie Castro

Type: Intermediate (Shotgun + Handgun)

Targets: 3 PSMOC Targets, 3 Falling Targets, 3 Round Falling Plates

Minimum Number of Rounds: 6 Handgun, 6 Shotgun

Shotgun Ready Condition: Condition 1

Handgun Ready Condition: Condition 2 inside the bucket with muzzle pointing downwards

Start Position: Standing relaxed on mark holding shotgun with both hands at Port Arms (butt at hip level, muzzle pointing downrange at 45 degree angle)

Procedure: On audible signal, shoot falling targets and round falling plates with shotgun. Then dump shotgun into the designated container (drum) with safety engaged muzzle pointing downwards. Retrieve pistol then shoot all PSMOC targets beside the ambulance.

