

2019 Battle of the Gun Clubs- "Battle of Champions"

COURSES OF FIRE

Designed by: Bogie Castro, PSMOC Secretary

Stage Number: 1

Type: Speed

Scoring Method: Points Factor

Targets: 4 Falling Target, 5 Round Falling Plates(blue), 4 No Shoot Falling Plates (green)

Minimum number of rounds: 9

Start position/Condition of Firearm: Standing on mark, hands hanging naturally at sides. Handgun holstered in Condition 1/ PCC & PRR at low ready aiming at beer can condition 1

Time starts: Audible

Procedure: On audible signal, shoot targets from within the shooting area.



Stage Number: 2

Type: Intermediate

Scoring Method: Points Factor

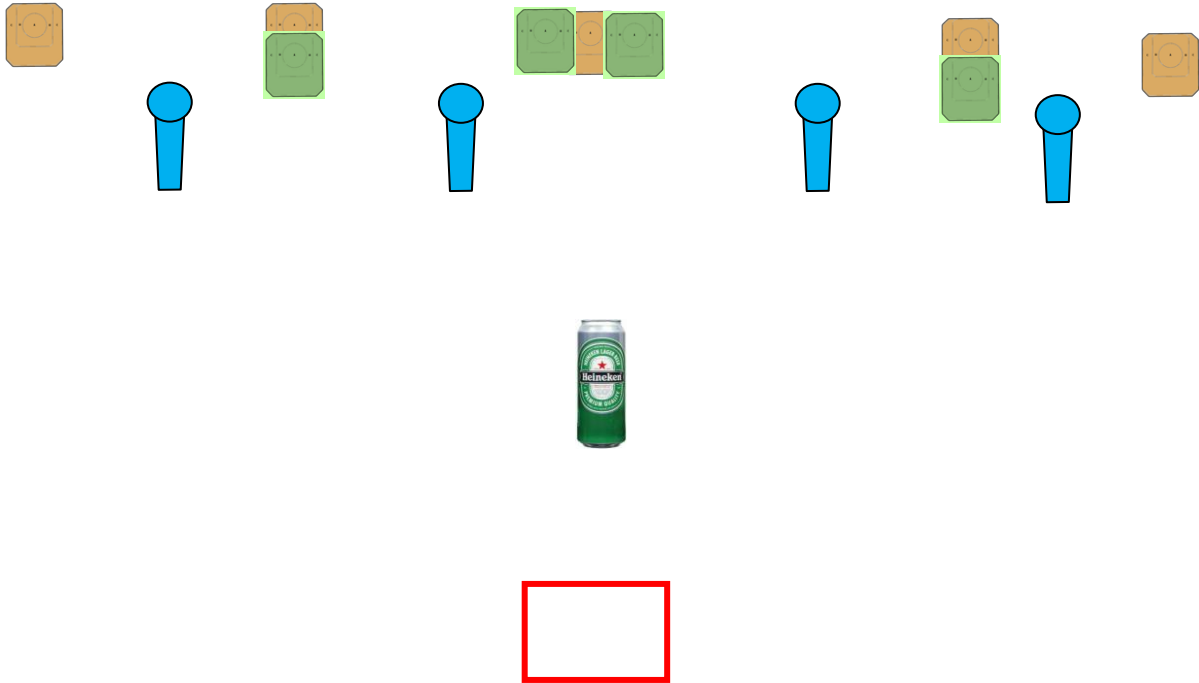
Targets: 5 PSMOC Paper Targets, 4 Falling Targets, 4 No Shoots (green)

Minimum number of rounds: 14

Start position/Condition of Firearm: Standing on mark, hands hanging naturally at sides. Handgun holstered in Condition 1/ PCC & PRR at low ready aiming at the beer can Condition one

Time starts: Audible

Procedure: On audible signal, shoot targets while inside the shooting area



Stage Number: 3

Type: Ultimate

Scoring Method: Points Factor

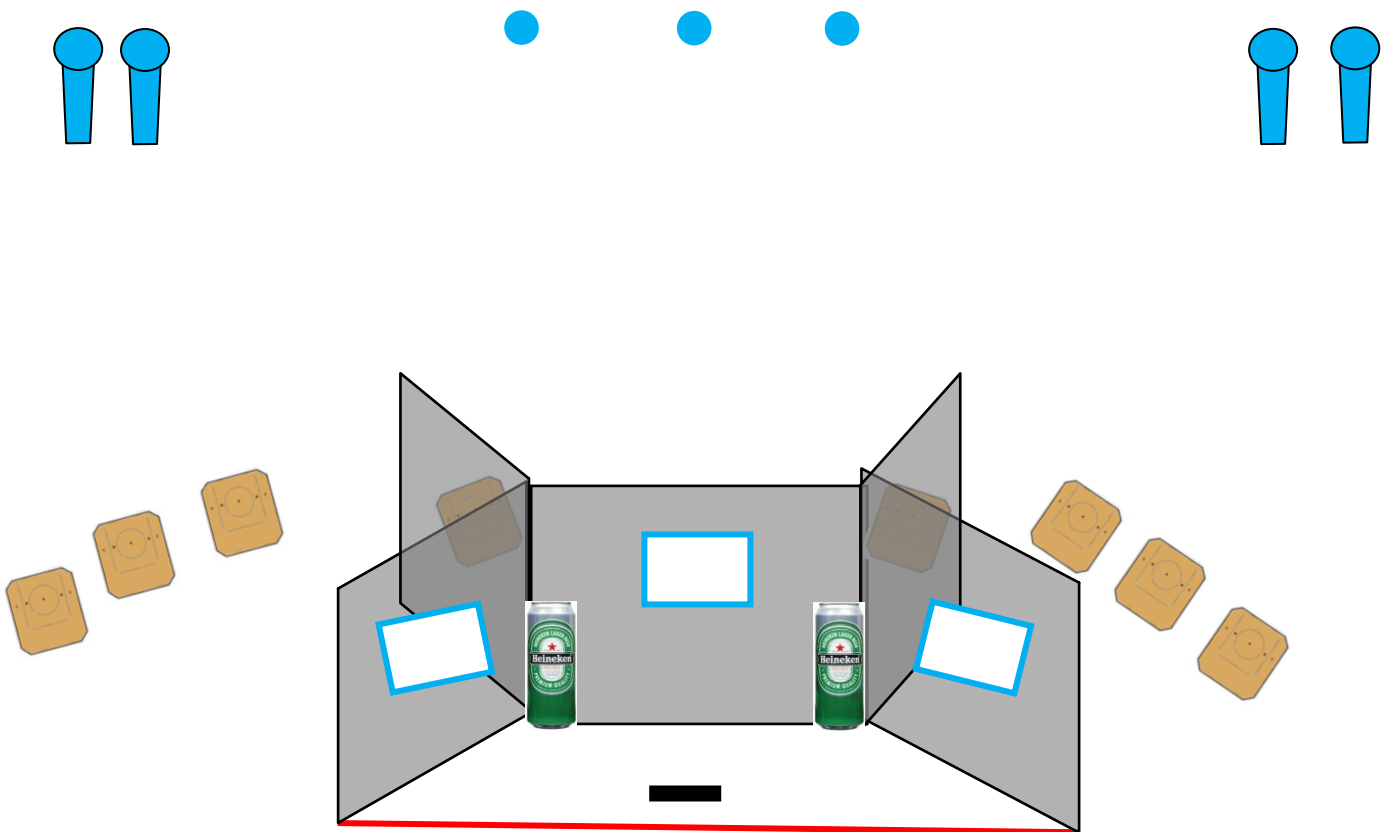
Targets: 8 PSMOC Paper Targets, 4 Falling Targets, 3 Round Falling Plates

Minimum number of rounds: 23 rds

Start position/Condition of Firearm: Standing on mark, hands hanging naturally at sides. Handgun holstered in Condition 1/PCC and PRR at low ready aiming at beer can Condition 1

Time starts: Audible

Procedure: On audible signal, shoot targets through the ports



Stage Number: 5

Type: Ultimate

Scoring Method: Points Factor

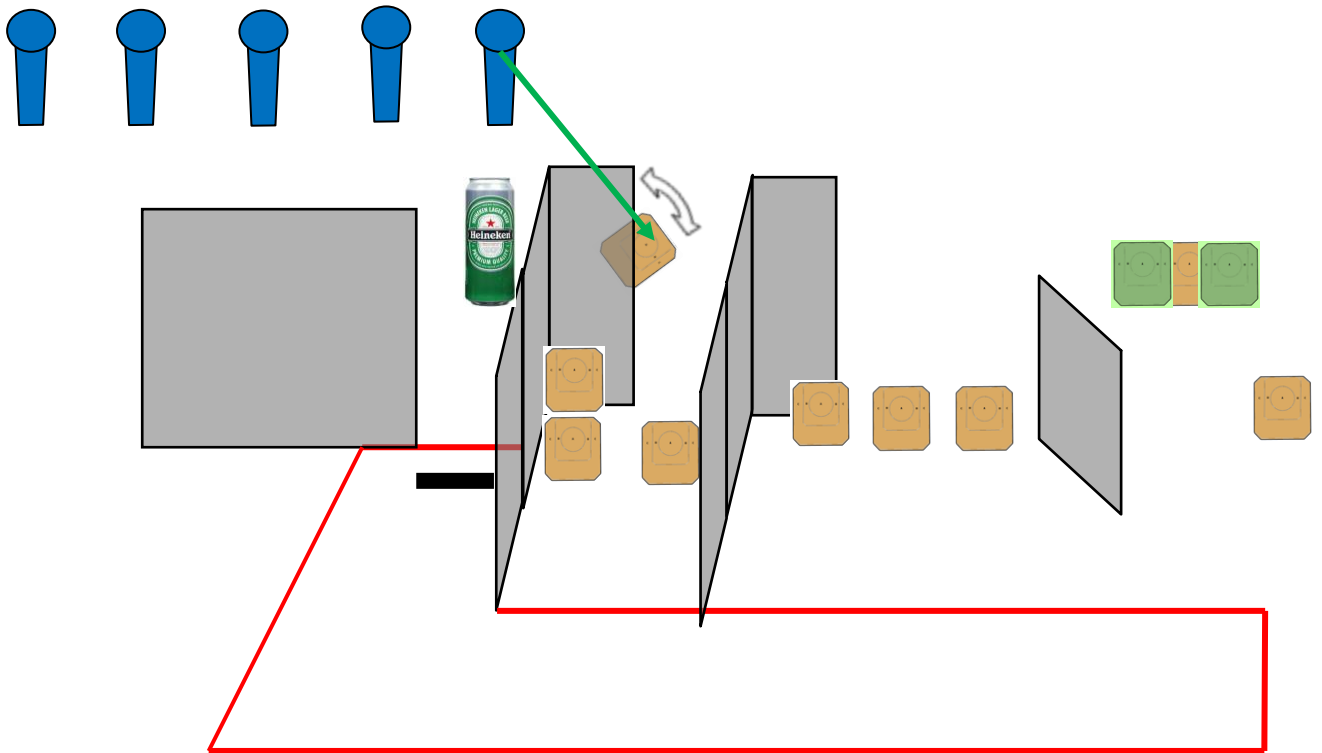
Targets: 9 PSMOC Paper Targets, 5 Falling Targets, 2 No Shoots (green)

Minimum number of rounds: 23 rds

Start position/Condition of Firearm: Standing on mark, hands hanging naturally at sides. Handgun holstered in Condition 1/ PCC and PRR at low ready aiming at beer can Condition 1

Time starts: Audible

Procedure : On audible signal, shoot targets while inside the shooting area.



Stage Number: 6

Type: Ultimate

Scoring Method: Points Factor

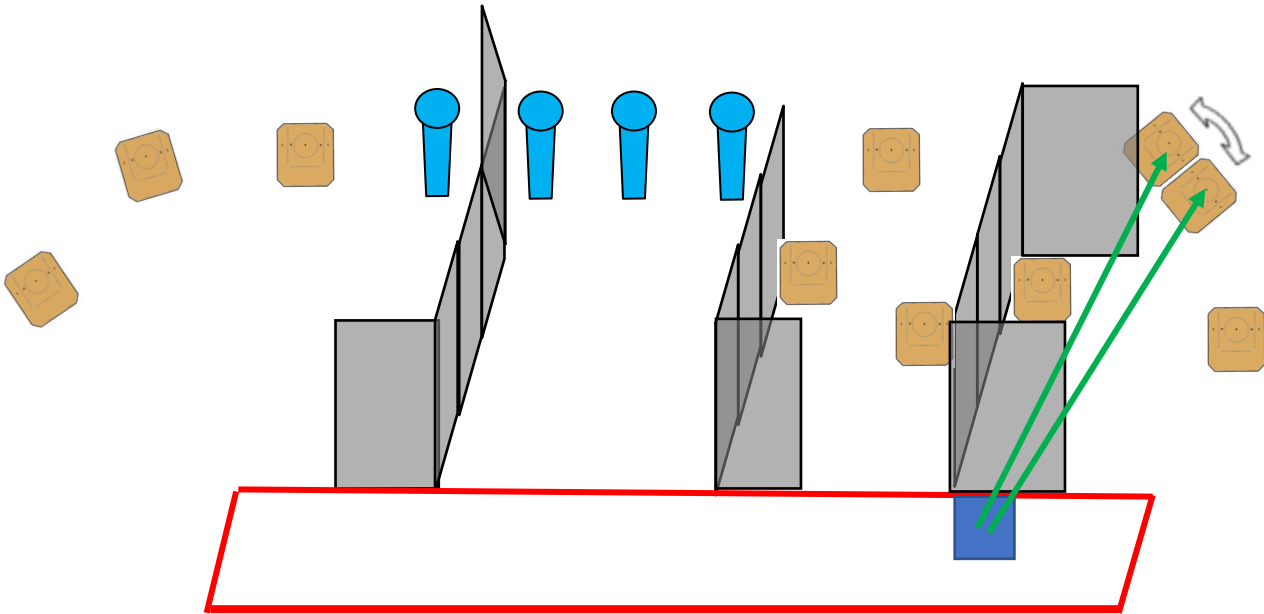
Targets: 10 PSMOC Paper Targets, 4 Falling Targets

Minimum number of rounds: 24

Start position/Condition of Firearm: Standing anywhere inside the shooting area, hands hanging naturally at sides. Handgun holstered in Condition 2/ PCC and PRR holding firearm with both hands buttstock touching hip barrel parallel to the ground in Condition 2

Time starts: Audible

Procedure: On audible signal, shoot targets within the well demarcated shooting area.



Stage Number: 7

Type: Ultimate

Scoring Method: Points Factor

Targets: 11 PSMOC Paper Targets, 4 Round Falling Plates, 1 Small Falling Target, 2 No Shoots (green)

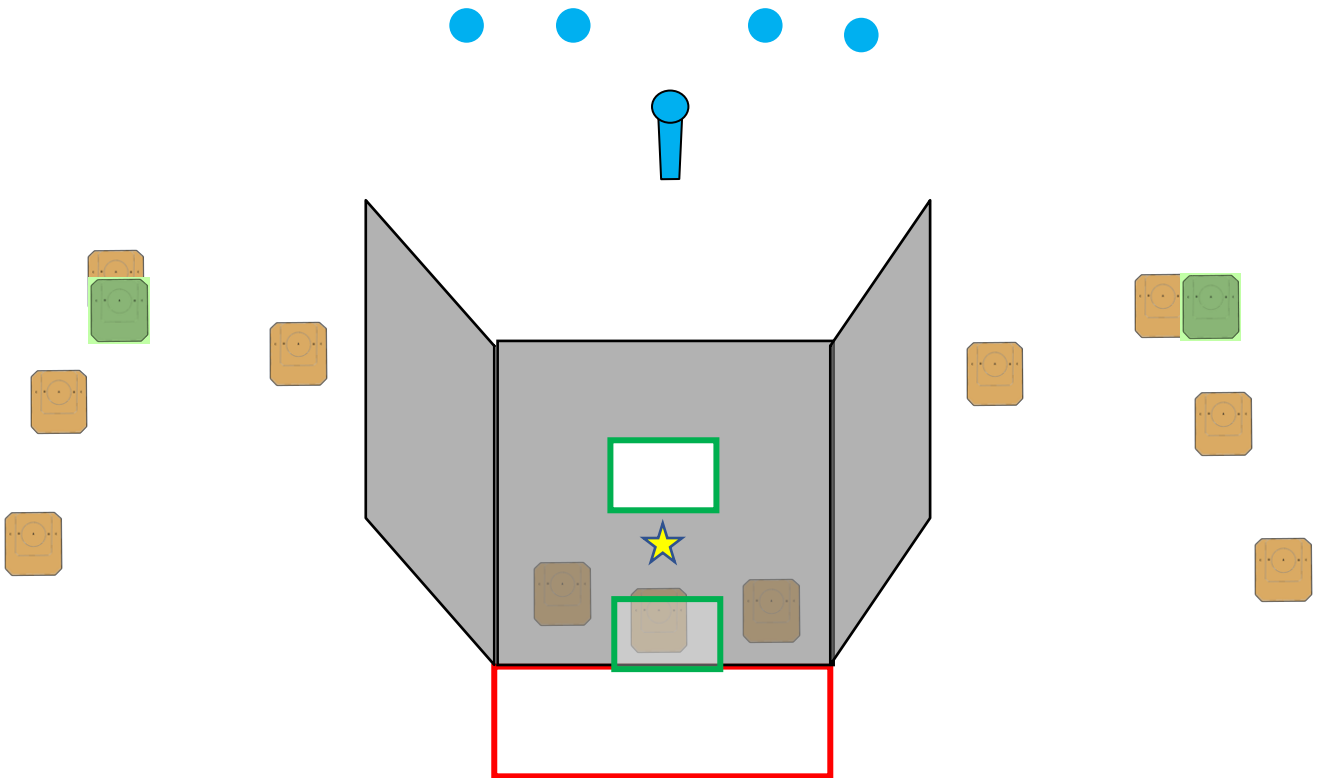
Minimum number of rounds: 27

Start position/Condition of Firearm: Standing inside the shooting area, both on window sill Handgun holstered in Condition 1. PCC and PRR at low ready with muzzle pointing on star mark on the wall Condition 1

Time starts: Audible

Procedure: On audible signal, shoot the targets from within the shooting area

Note: 3 PSMOC Paper Targets can only be seen through the low port



Stage Number: 8

Type: Ultimate

Scoring Method: Points Factor

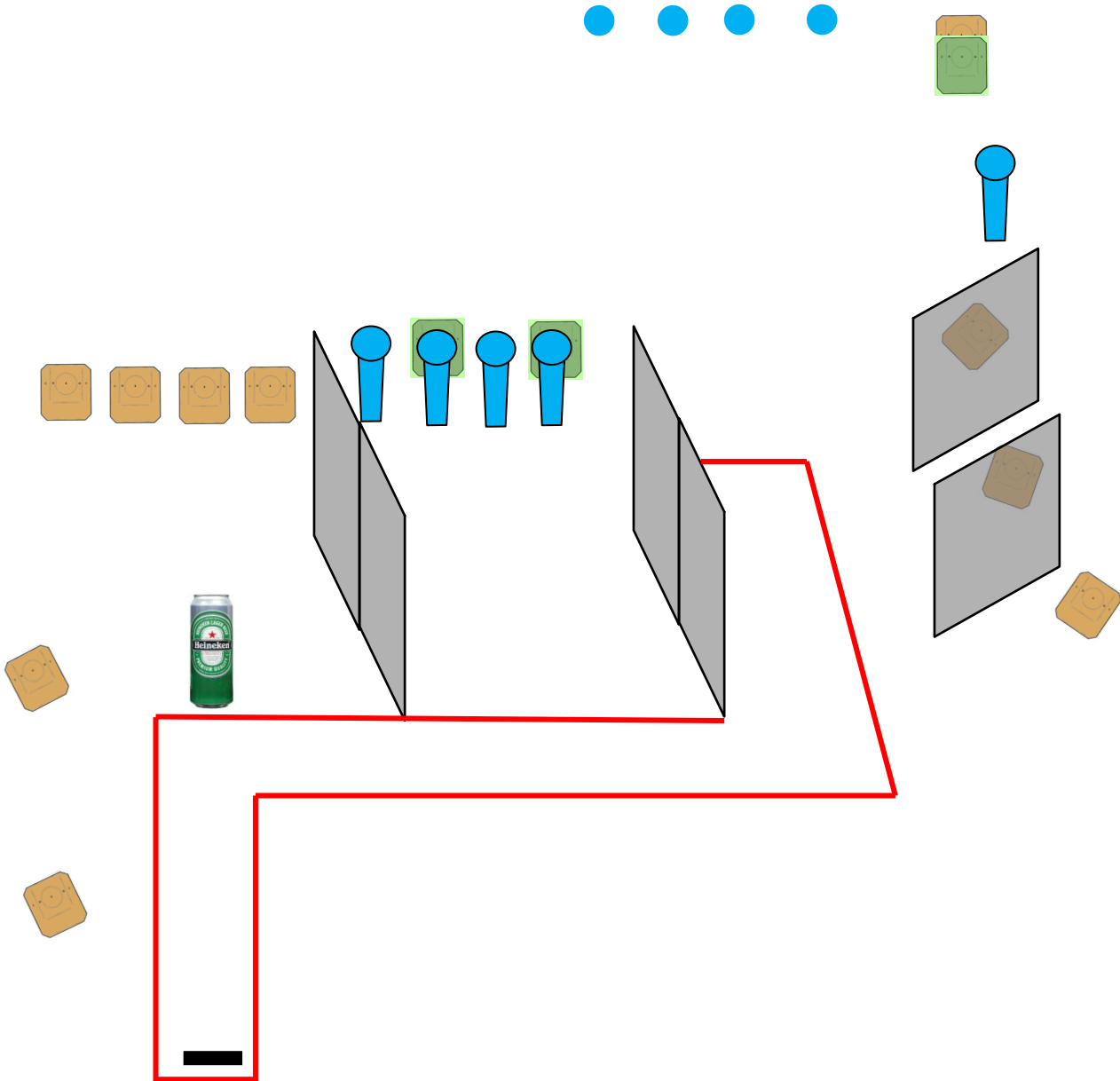
Targets: 10 PSMOC Paper Targets, 5 Falling Targets, 4 Round Falling Plates, 2 No Shoots (green)

Minimum number of rounds: 29 rds

Start position/Condition of Firearm: Standing on mark, hands hanging naturally at sides. Handgun holstered in Condition 1/ PCC and PRR at low ready aiming at beer can Condition 1

Time starts: Audible

Procedure: Shoot targets from within the shooting area



Stage Number: 9

Type: Intermediate

Scoring Method: Points Factor

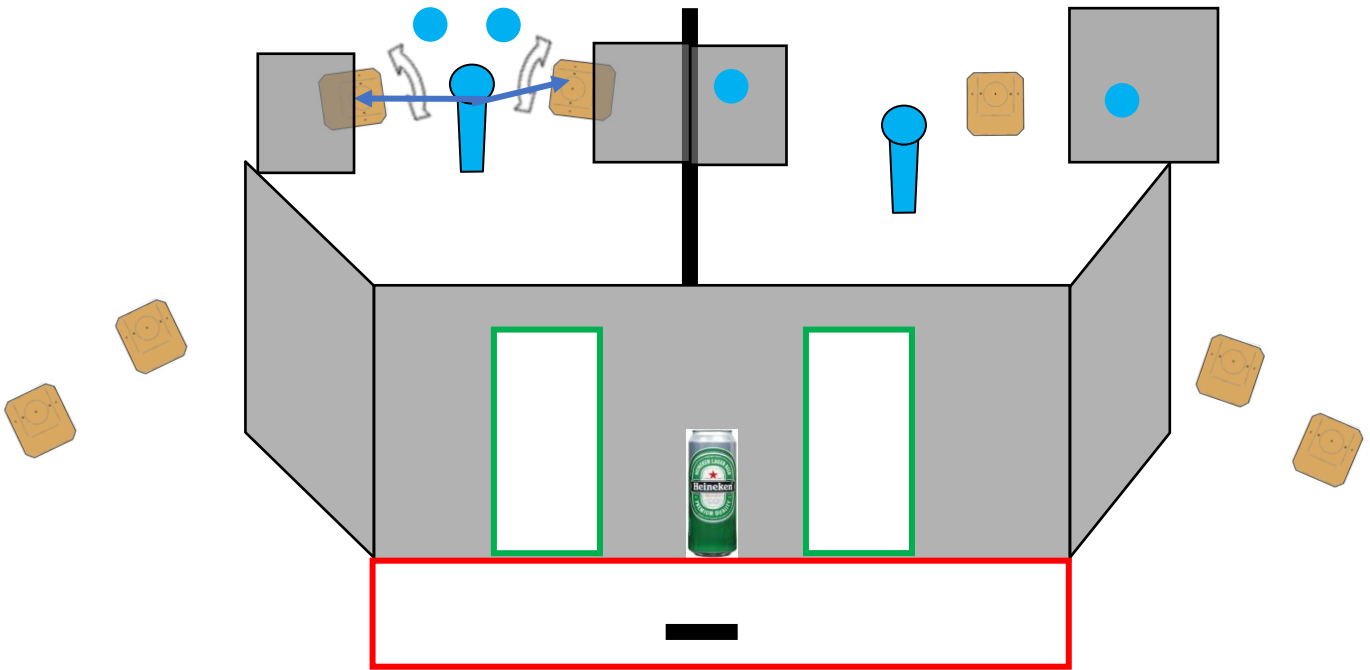
Targets: 7 PSMOC Paper Targets, 4 Round Falling Plates, 2 Falling Targets

Minimum number of rounds: 20

Start position/Condition of Firearm: Standing on mark, hands hanging naturally at sides. Handgun holstered in Condition 1/ PCC and PRR at low ready aiming at beer can Condition 1

Time starts: Audible

Procedure: On audible signal, shoot targets while inside the shooting area



Stage Number: 10

Type: Intermediate

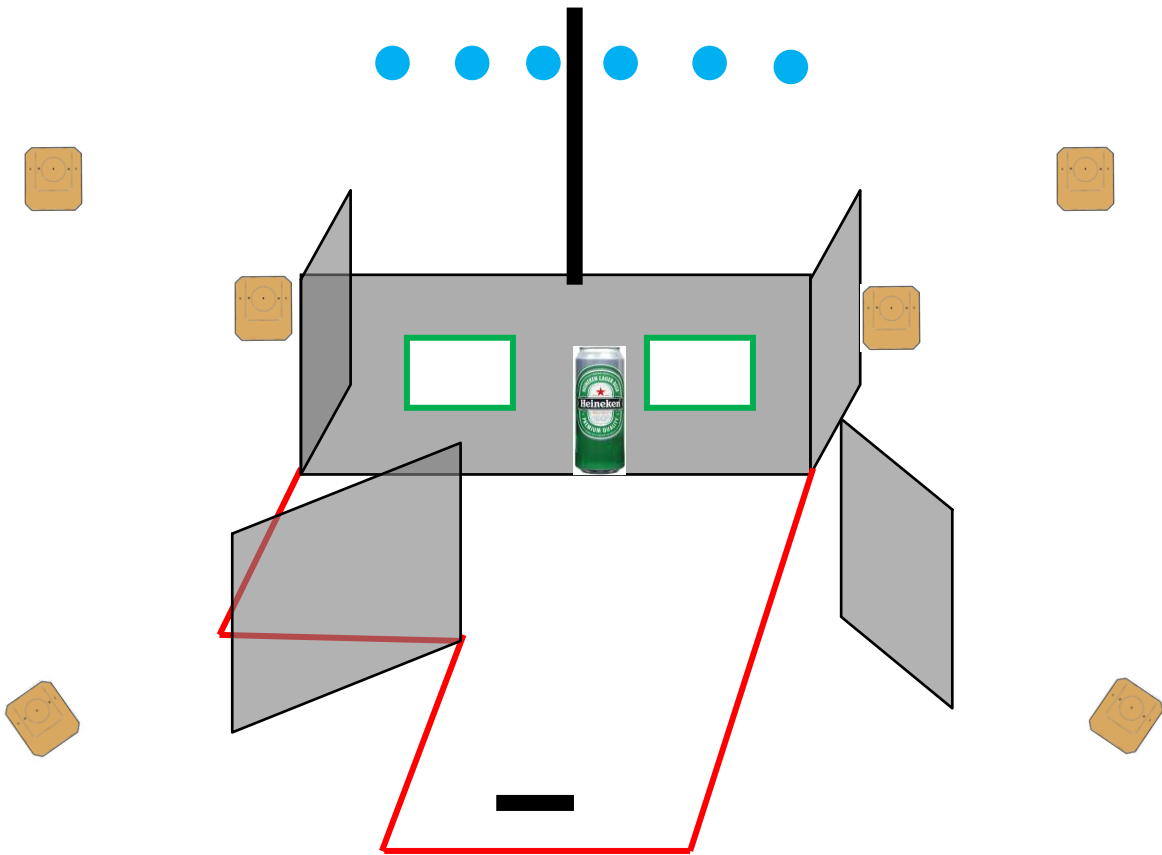
Scoring Method: Points Factor

Targets: 6 PSMOC Paper Targets, 6 Round Falling Plates

Minimum number of rounds: 18

Start position/Condition of Firearm : Standing on mark, hands hanging naturally at sides. Handgun holstered in Condition 1/ PCC and PRR at low ready aiming at beer can Condition 1

Procedure: On audible signal, shoot targets while inside the shooting area.



Stage Number: 11

Type: Intermediate

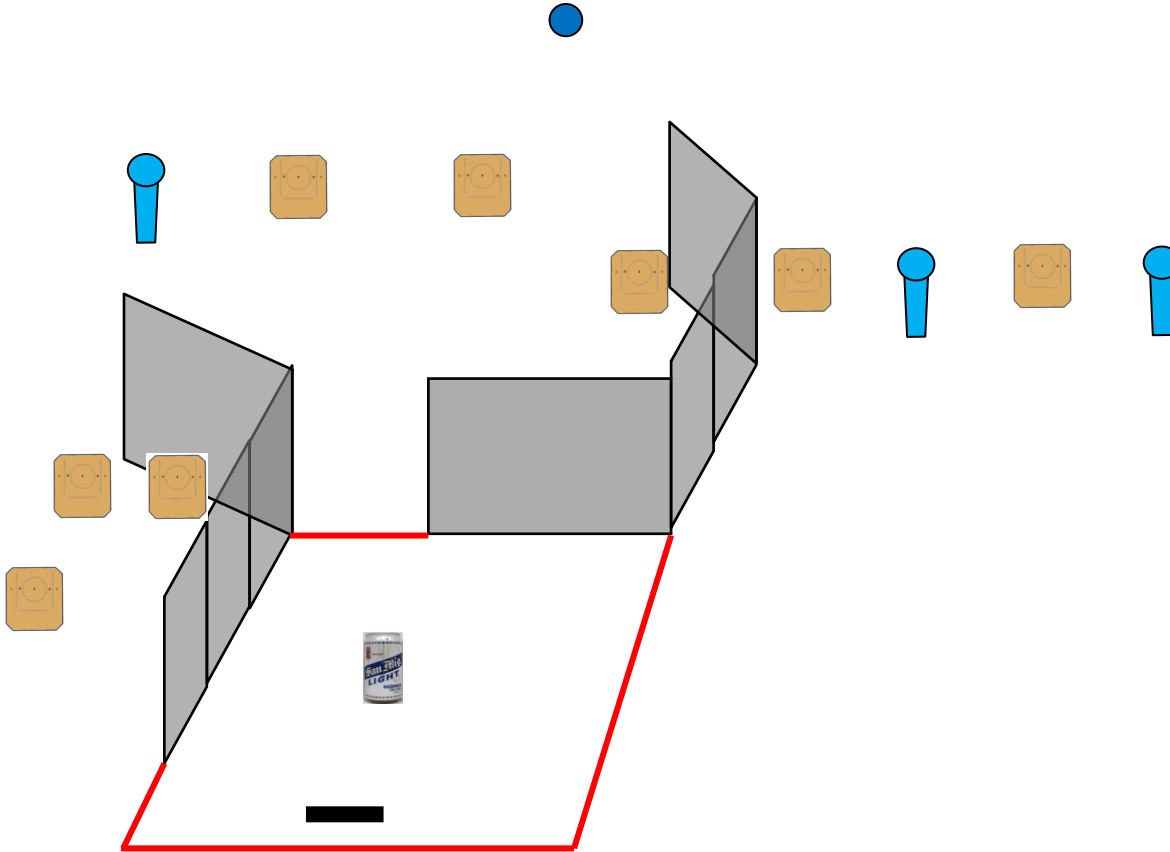
Scoring Method: Points Factor

Targets: 8 PSMOC Paper Targets, 1 Round Falling Plate, 3 Small Falling Targets

Minimum number of rounds: 20

Start position/Condition of Firearm : Standing on mark, hands hanging naturally at sides. Handgun holstered in Condition 1/ PCC and PRR at low ready aiming at beer can Condition 1

Procedure: On audible signal, shoot targets while inside the shooting area.



Stage Number: 12

Type: Ultimate

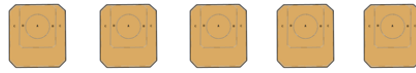
Scoring Method: Points Factor

Targets: 15 PSMOC Paper Targets


Minimum number of rounds: 30

Start position/Condition of Firearm : Standing on mark, hands hanging naturally at sides. Handgun holstered in Condition 3/ PCC and PRR at low ready aiming at beer can Condition 3

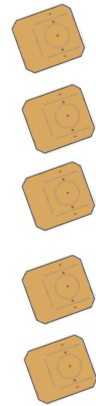
Procedure: On audible signal, shoot targets while inside the shooting area.



25 meters



5 meters



5 meters

