

Battle of the Gun Clubs 2021 COF (PSMOC)

Stage Number: 1

Type: Classifier

Scoring Method: Points Factor

Targets: 5 Falling Targets (Big Poppers) , 5 Small Falling Targets (Small Poppers)

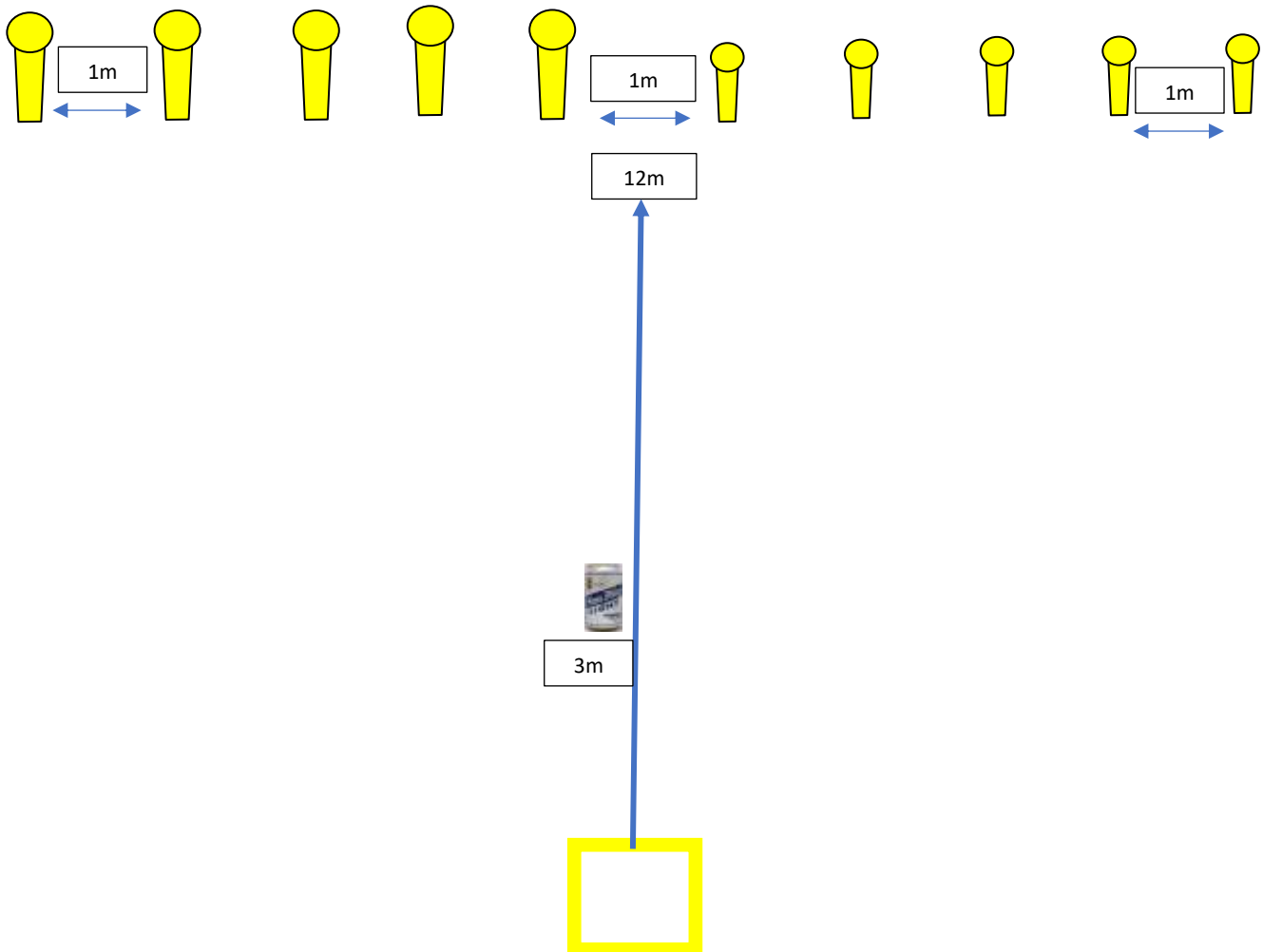
Minimum number of rounds: 10 rds

Start position/Condition of Firearm Handgun: Standing inside the shooting area, hands hanging naturally at sides. Handgun holstered
Condition 1

Start position/Condition of Firearm PRR/PCC: Standing inside the shooting area at Low Ready muzzle pointed at beer can at 3m in
Condition 1

Time starts: Audible

Procedure Handgun/PRR/PCC Match: On audible signal, shoot either the Big or Small Falling Targets first then **MANDATORY RELOAD** before shooting either the Big or Small Falling Targets



Stage Number: 2

Type: Intermediate

Scoring Method: Points Factor

Targets: 4 PSMOC Targets, 2 Falling Targets (Big Poppers), 4 Round Falling Targets

Minimum number of rounds: 14 rds

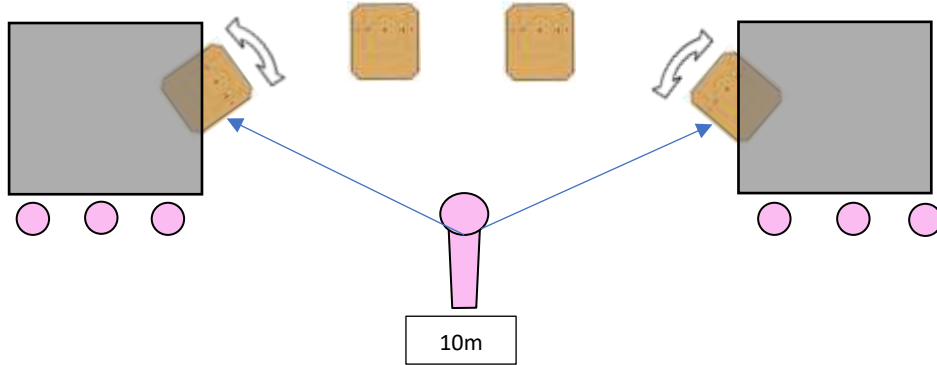
Start position/Condition of Firearm Handgun: Standing inside Box A, hands hanging naturally at sides. Handgun holstered Condition 1

Start position/Condition of Firearm PRR/PCC: Standing inside Box A Low Ready muzzle pointing at beer can at 2m in Condition 1

Time starts: Audible

Procedure Handgun/PRR/PCC Match: On audible signal, shoot targets within the shooting area

Note: Falling Target will activate swinging targets as indicated by arrows



Stage Number: 3

Type: Classifier

Scoring Method: Points Factor

Targets: 8 PSMOC PaperTargets, 4 Round Falling Plates (8"), 4 No Shoot edge touching the perforation of the A-Zone

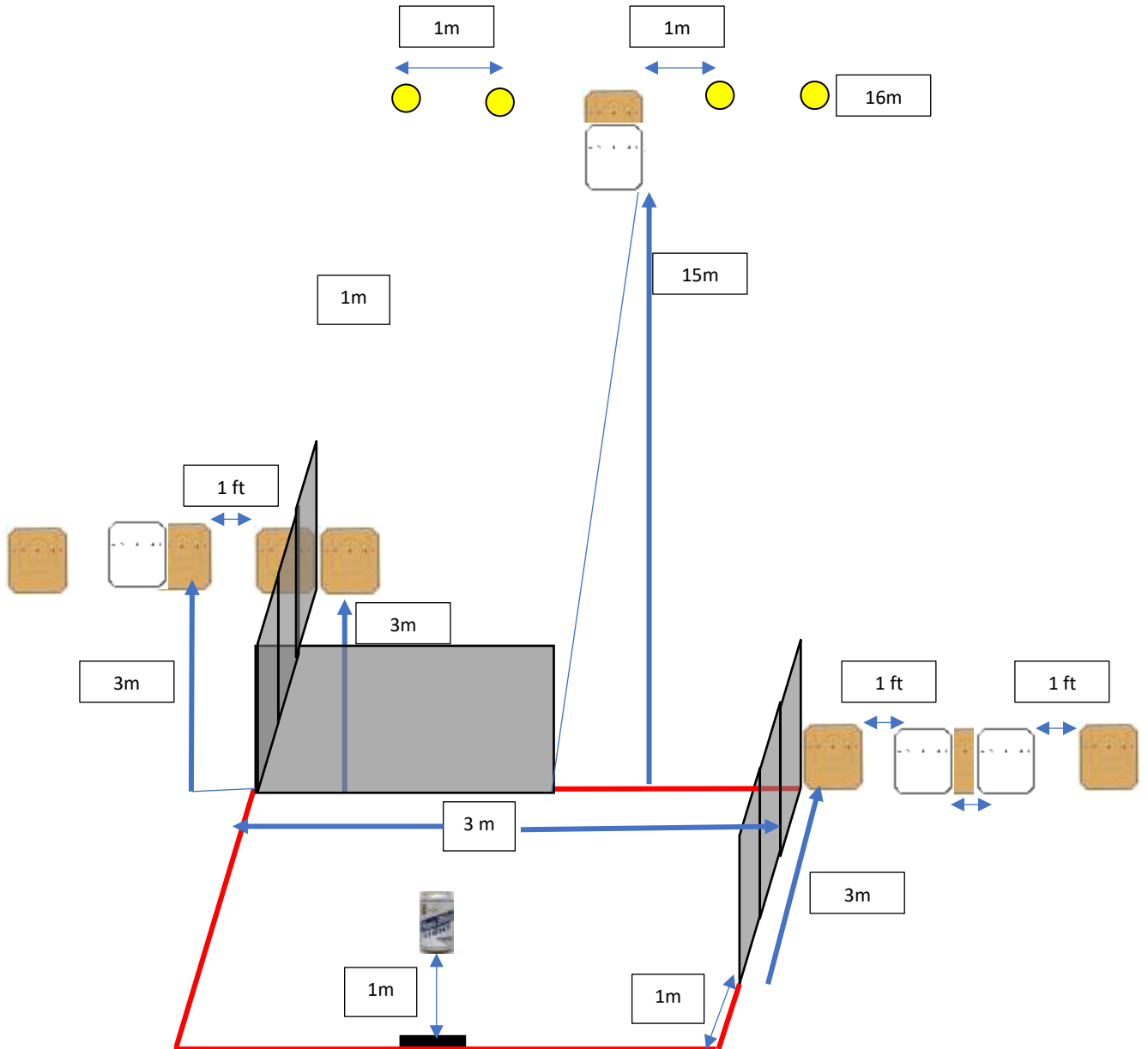
Minimum number of rounds: Handgun/PRR/PCC/= 20 rds

Start position/Condition of Firearm Handgun: Standing on mark, hands hanging naturally at sides. Handgun holstered Condition 2

Start position/Condition of Firearm PRR/PCC: Standing on mark, Low Ready muzzle pointing at beer can in Condition 2

Time starts: Audible

Procedure Handgun/PRR/PCC Match: On audible signal, shoot all target within the demarcated firing area.



Stage Number: 5

Type: Ultimate

Scoring Method: Points Factor

Targets: 3 PSMOC Targets, 7 Small PSMOC Targets, 2 Falling Targets (Big Poppers), 1 Small Falling Target, 2 Round Plates, 2 No Shoots (1 small and 1 big)

Minimum number of rounds: 25 rds

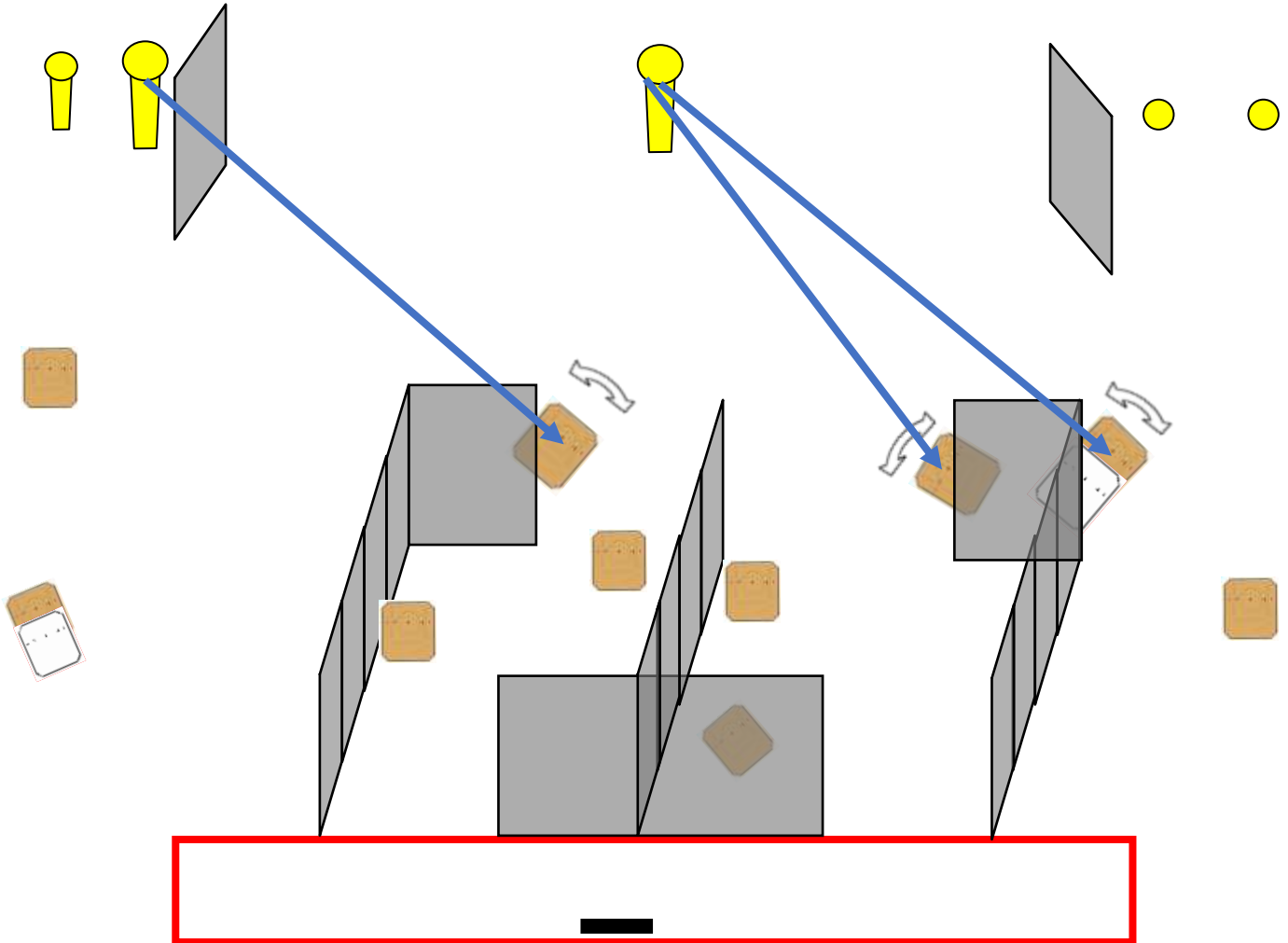
Start position/Condition of Firearm Handgun: Standing on mark, hands hanging naturally at sides. Handgun holstered Condition 2

Start position/Condition of Firearm PRR/PCC: Standing on mark in modified port arms (stronghand holding grip, weakhand holding handguard, buttstock touching the body at hip lever, rifle parallel to the ground in Condition 2

Time starts: Audible

Procedure Handgun/PRR/PCC Match: On audible signal, shoot targets within the shooting area

Note: Poppers will activate swinging targets as indicated by arrows



Stage Number: 6

Type: Intermediate

Scoring Method: Points Factor

Targets: 2 PSMOC Targets, 2 Small PSMOC Targets, 3 Falling Targets (Big Poppers), 4 Small Falling Targets, 1 Round Falling Plate

Minimum number of rounds: 18 rds

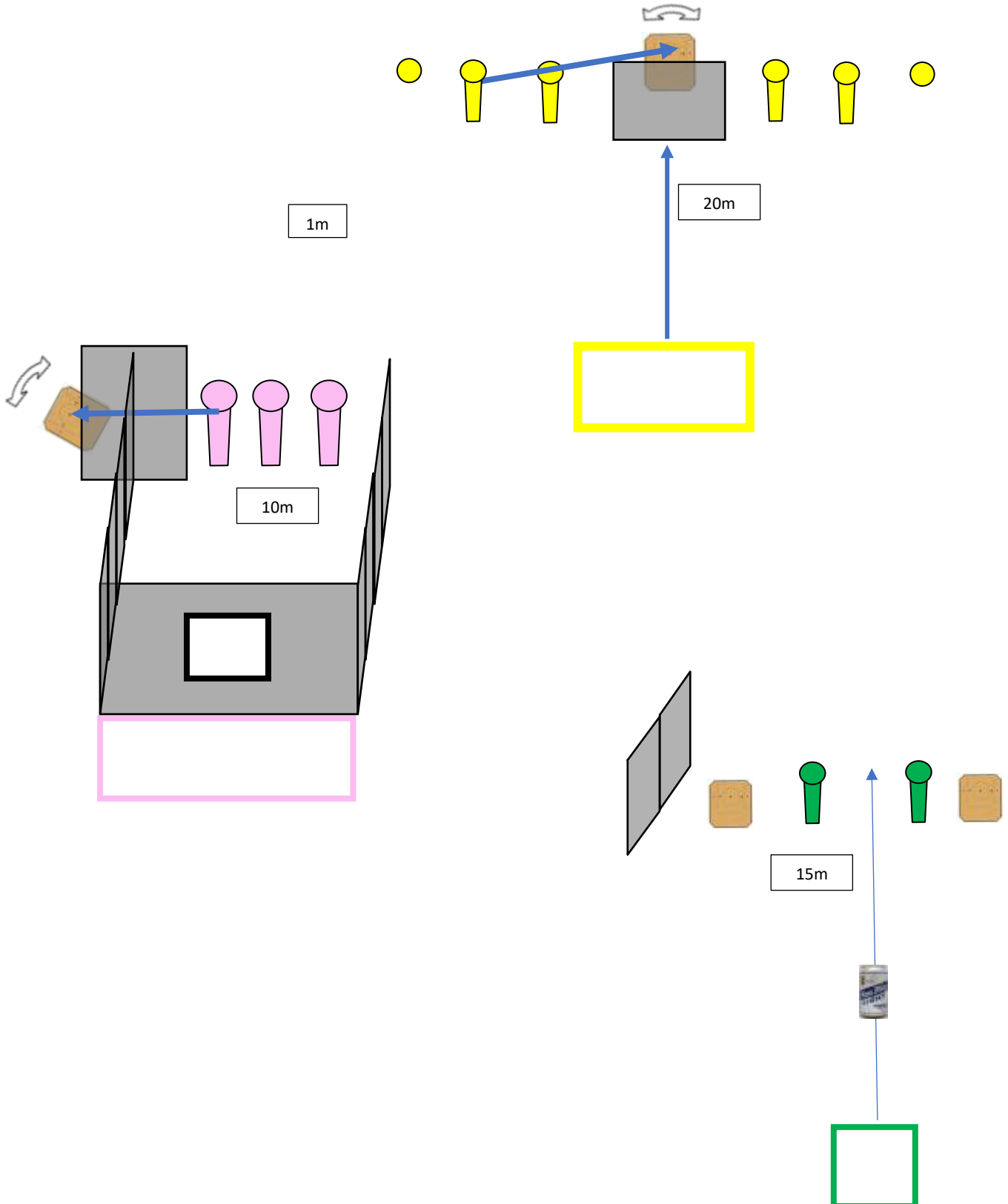
Start position/Condition of Firearm Handgun: Standing inside Green shooting box, hands hanging naturally at sides. Handgun holstered Condition 1

Start position/Condition of Firearm PRR/PCC: Standing inside Green shooting box Low ready muzzle pointing at beer can. Condition 3

Time starts: Audible

Procedure Handgun/PRR/PCC Match: On audible signal, shoot targets within the designated shooting areas. Shoot the metal targets from within the same colored shooting boxes

Note: Falling Target will activate swinging target as indicated by arrow





BATTLE OF THE RECOGNIZED GUN CLUBS PPSA COURSES OF FIRE



HANDGUN/PCC/MR



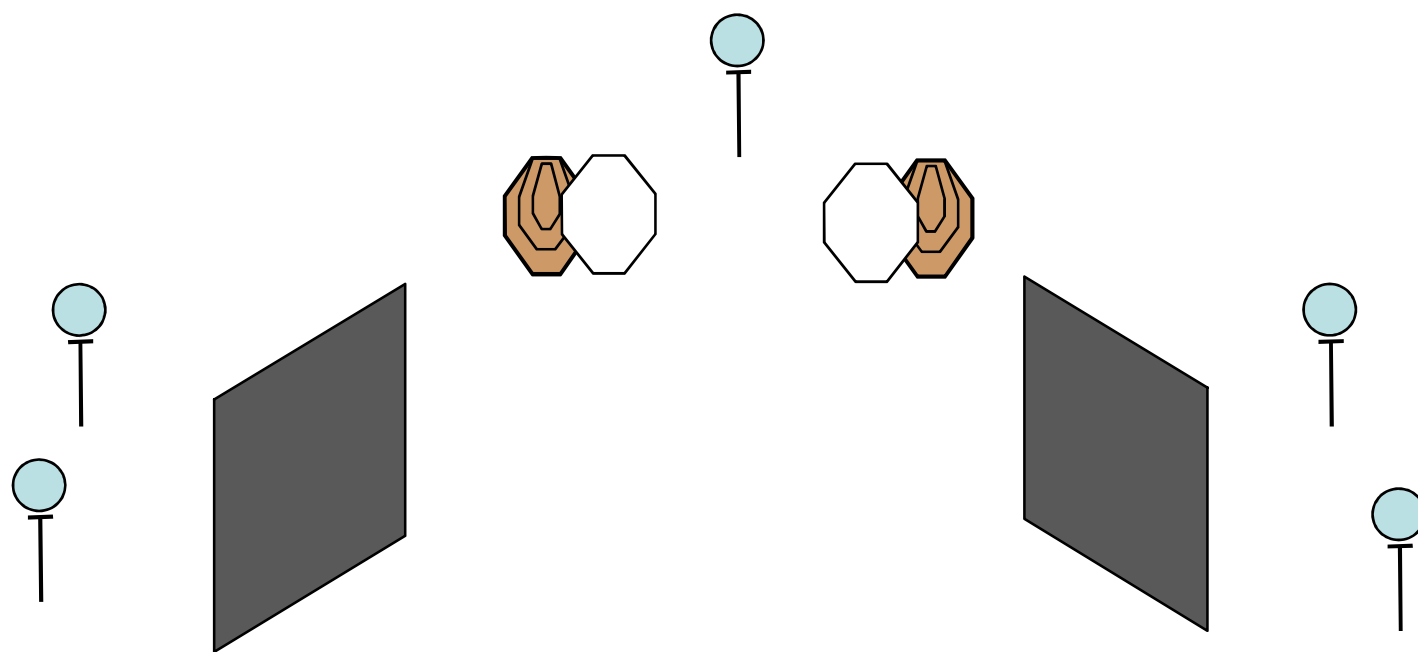
STAGE	TYPE	NO. OF ROUNDS
1	SHORT	9
2	SHORT	12
3	MEDIUM	21
4	MEDIUM	22
5	LONG	32
6	LONG	30
TOTAL		171

BATTLE OF THE RECOGNIZED GUN CLUBS

Stage 1



START POSITION: Standing anywhere within the designated area (as demonstrated)	
STAGE PROCEDURE: Upon signal, engage targets.	TYPE: SHORT
	ROUNDS TO BE SCORED: 9
	TARGETS: 2 IPSC Targets, 5 IPSC metal plates, 2 No Shoots
	TIME STARTS: Audible signal



15 meters



BATTLE OF THE RECOGNIZED GUN CLUBS

Stage 2



START POSITION: Standing on marker (as demonstrated)

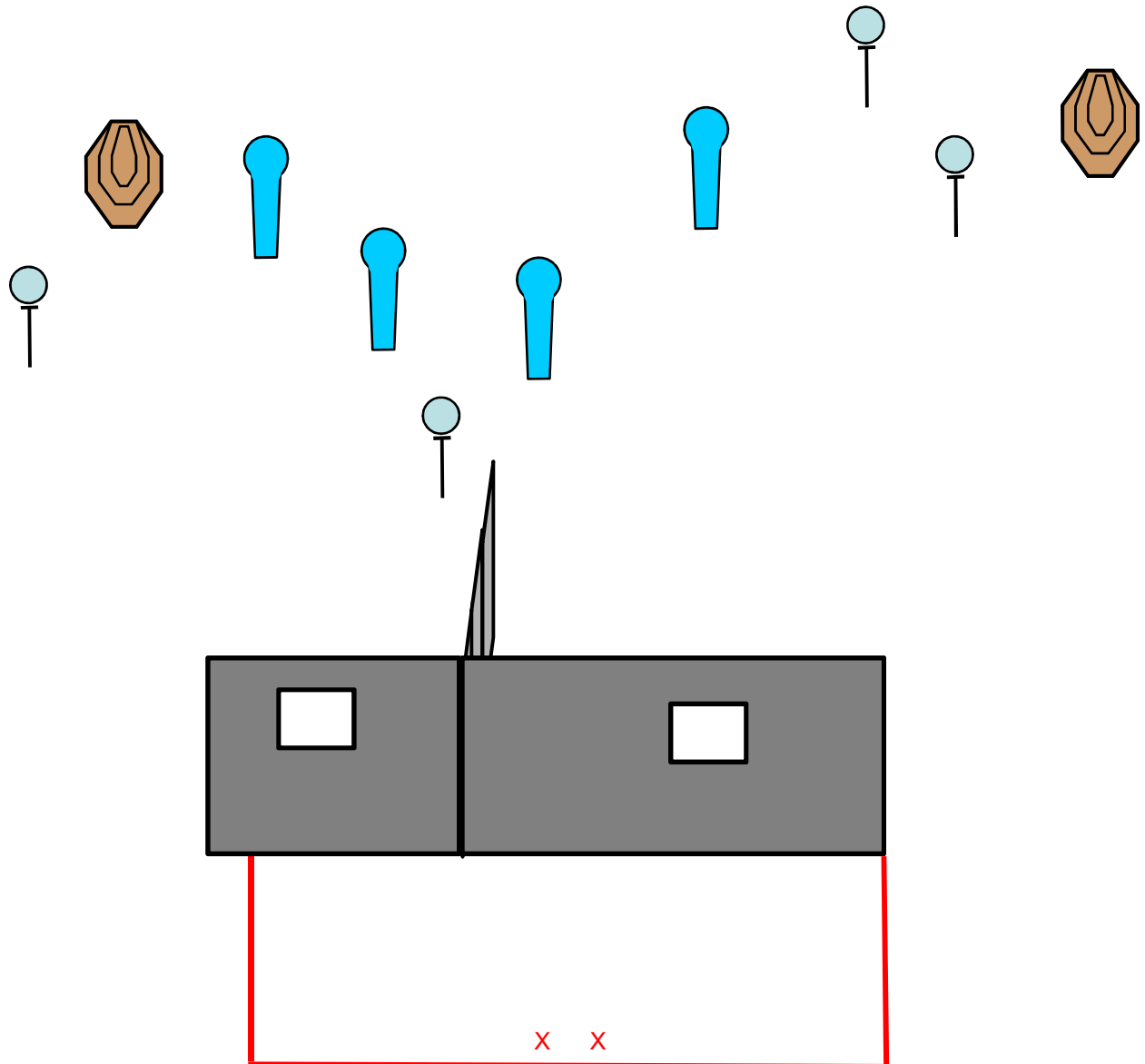
STAGE PROCEDURE: Upon signal, engage targets

TYPE: SHORT

ROUNDS TO BE SCORED: 12

TARGETS: 2 IPSC Targets, 4 IPSC Poppers & 4 IPSC Metal Plates

TIME STARTS: Audible signal



BATTLE OF THE RECOGNIZED GUN CLUBS

Stage 3



START POSITION: Standing on marker (as demonstrated)

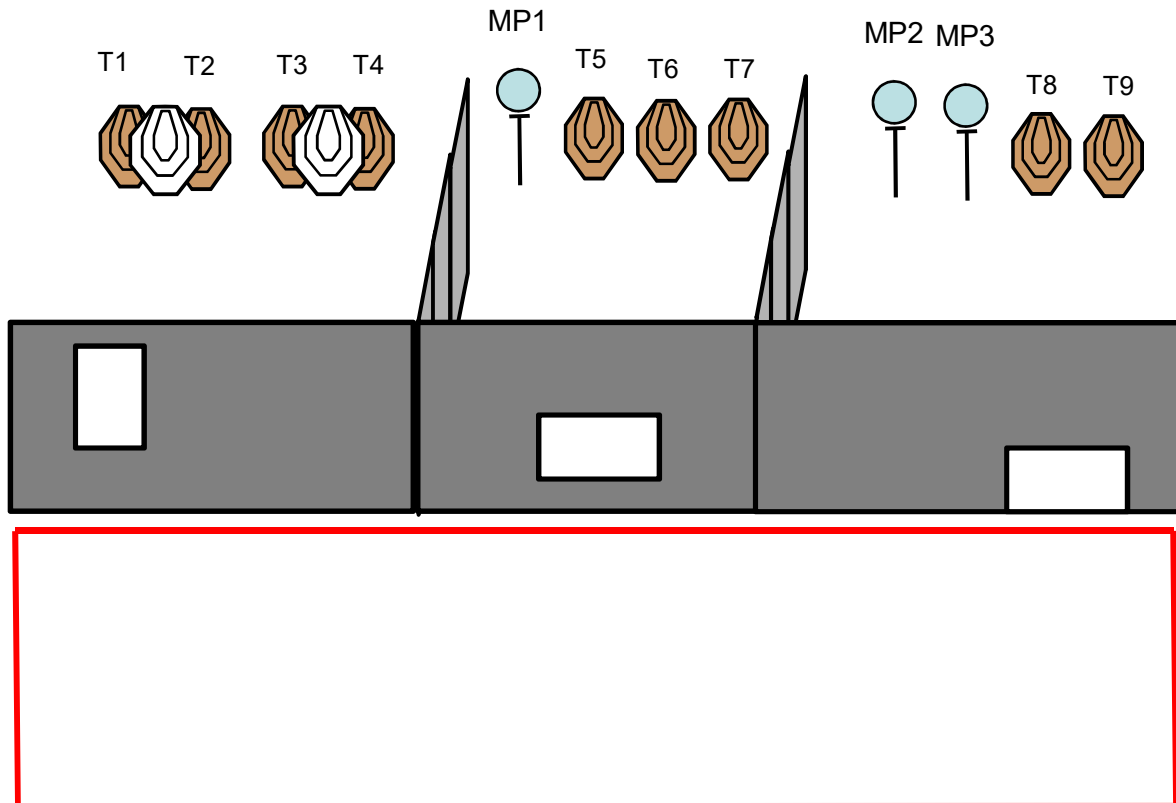
STAGE PROCEDURE: Upon signal, engage targets

TYPE: MEDIUM

ROUNDS TO BE SCORED: 21

TARGETS: 9 IPSC Targets, 3 IPSC Metal plates & 2 No shoots

TIME STARTS: Audible signal



BATTLE OF THE RECOGNIZED GUN CLUBS

Stage 4

HG



START POSITION: Standing on markers (as demonstrated)

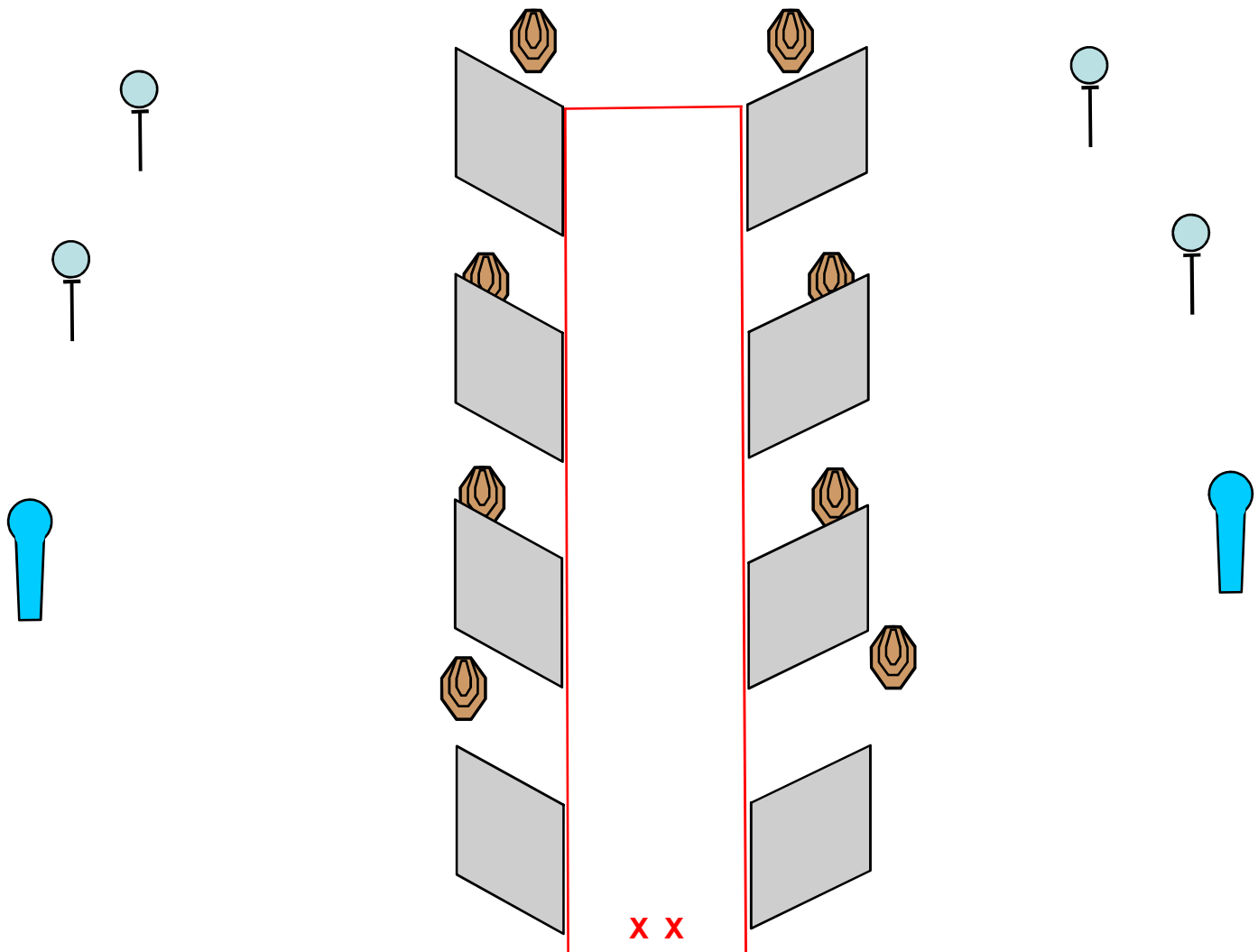
STAGE PROCEDURE: Upon signal, engage targets

TYPE: MEDIUM

ROUNDS TO BE SCORED: 22

TARGETS: 8 IPSC Targets, 2 IPSC Poppers, 4 IPSC Metal Plates

TIME STARTS: Audible signal



BATTLE OF THE RECOGNIZED GUN CLUBS

Stage 5

HG



START POSITION: Standing on markers (as demonstrated)

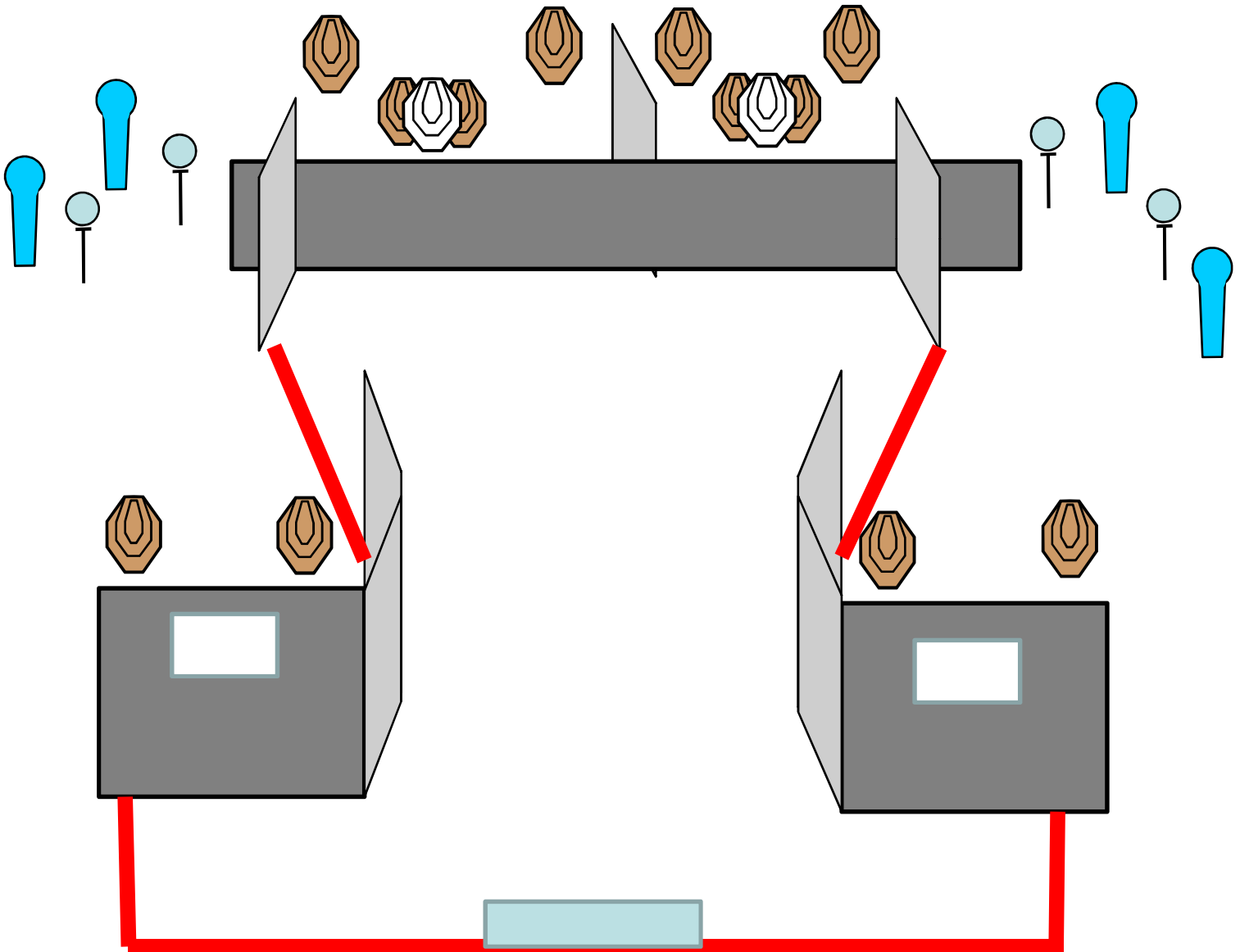
TYPE: LONG

ROUNDS TO BE SCORED: 32

TARGETS: 12 IPSC Targets, 4 IPSC Poppers, 4 IPSC Metal Plates, 2 No Shoots

TIME STARTS: Audible signal

STAGE PROCEDURE: Upon signal, engage targets



BATTLE OF THE RECOGNIZED GUN CLUBS

Stage 6

HG



START POSITION: Standing on markers (as demonstrated)

TYPE: LONG

ROUNDS TO BE SCORED: 30

TARGETS: 11 IPSC Targets, 4 IPSC Poppers, 4 IPSC Metal Plates, 2 No Shoots

TIME STARTS: Audible signal

STAGE PROCEDURE: Upon signal, engage targets

