

Battle of the Gun Clubs 2022

Courses of Fire (Handgun, PCC, PRR) 12 Stages 221 rds

Course Designer: Bogie Castro, PSMOC Secretary

Stage Number: 1 (Designed by Bogie Castro, PSMOC Secretary)

Type: Speed

Scoring Method: Points Factor

Targets: 3 Falling Targets(yellow), 3 Round Falling Plates (green), 3 Round Falling Plates (orange), and 4 No Shoot Round Plates (with red X- marks)

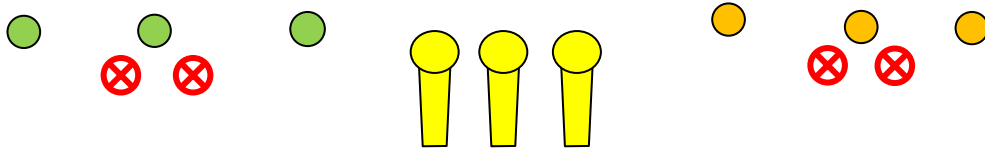
Minimum number of rounds: 9 rds

Start position/Condition of Firearm Handgun Match: Standing inside yellow shooting box (center), hands hanging naturally at sides. Handgun holstered in Condition 3

Start position/Condition of Firearm PRR/PCC: Standing inside yellow shooting box (center) holding PCC/PRR at low ready muzzle pointing at beer can in Condition 3

Time starts: Audible

Procedure Handgun/PRR/PCC: On audible signal, shoot targets with the same color as the shooting box while inside the shooting area/box



Stage Number: 2 (Designed by Bogie Castro, PSMOC Secretary)

Type: Speed (ISMOC All Steel)

Scoring Method: Points Factor


Targets: 8 Falling Targets, 1 Round Falling Plate (Stop Plate)

Minimum number of rounds: 9 rds

Start position/Condition of Firearm: Standing inside the shooting area, hands hanging naturally at sides. Handgun holstered in Conditions 1. PCC and PRR at low ready aiming at the beer can Condition 1.

Time starts: Audible

Procedure: On audible signal, shoot all the falling targets first then engage the Round Falling Plate (Stop Plate) last while inside the shooting area



Stage Number: 3 (Designed by Bogie Castro, PSMOC Secretary)

Type: Ultimate

Scoring Method: Points Factor

Targets: 9 Small PSMOC Targets, 3 Round Falling Plates

Minimum number of rounds: 21 rds

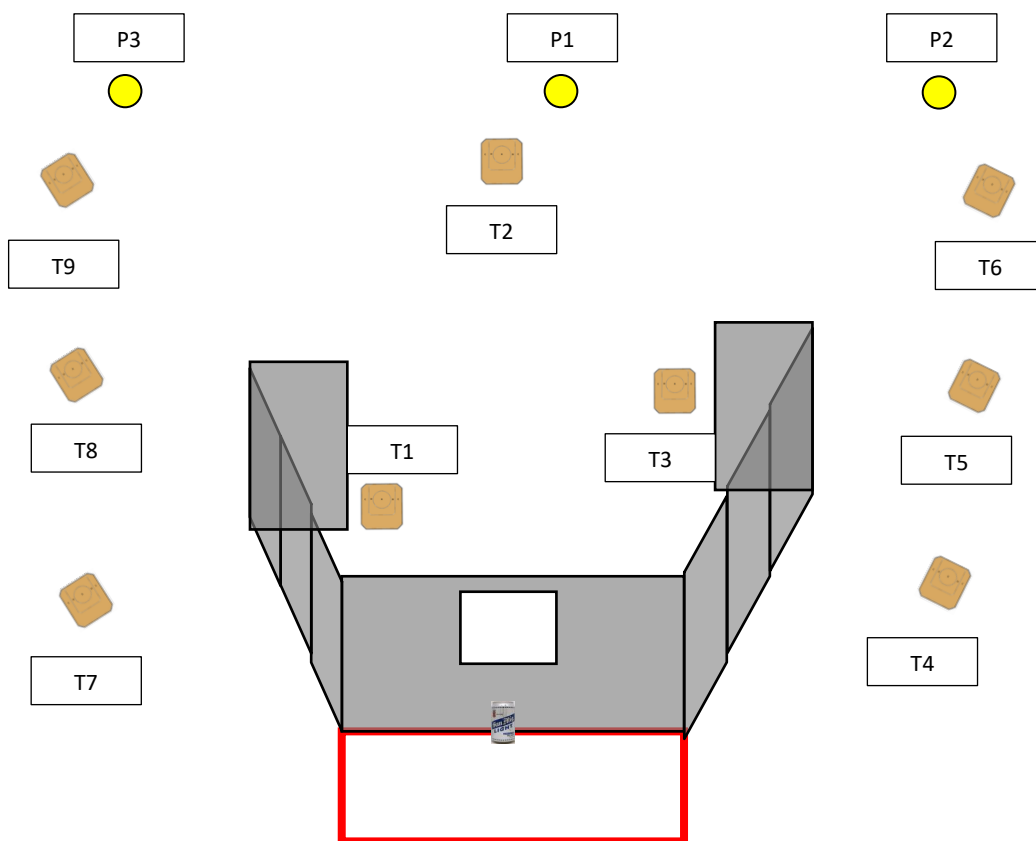
Start position/Condition of Firearm Handgun Match: Standing on mark, hands hanging naturally at sides. Handgun holstered in Condition 1

Start position/Condition of Firearm PRR/PCC : Standing on mark, Low Ready muzzle pointing at beer can Condition 1

Time starts: Audible

Procedure Handgun: On audible signal, shoot the **Round Falling Plate 1 and Small PSMOC Paper Targets 1-3 freestyle** through the window with a minimum of 2 rounds per paper target, **mandatory reload**, then shoot the **Round Falling Plate 2 and Small PSMOC Paper Targets 4-6 on the right side of the barricade** with a minimum of 2 rounds per paper target using Stronghand only unsupported, **mandatory reload**, then shoot the **Round Falling Plate 3 and Small PSMOC Paper Targets 7-9 using Weakhand only** unsupported with a minimum of 2 rounds per paper target from the left side of the barricade. Note: Vice Versa for lefthanded shooters

Procedure PCC & PRR: On audible signal, shoot the **Round Falling Plate 1 and Small PSMOC Paper Targets 1-3 freestyle** through the window with a minimum of 2 rounds per paper target, **mandatory reload**, then shoot the **Round Falling Plate 2 and Small PSMOC Paper Targets 4-6 on the right side of the barricade** with a minimum of 2 rounds per paper target freestyle, **mandatory reload**, then shoot the **Round Falling Plate 3 and Small PSMOC Paper Targets 7-9 using weakhand on the grip/trigger, stronghand on handguard, and buttstock on weak side shoulder from the left side of the barricade.** Note: Vice Versa for lefthanded shooters.



Stage Number: 4 (Designed by Bogie Castro, PSMOC Secretary)

Type: Intermediate

Scoring Method: Points Factor

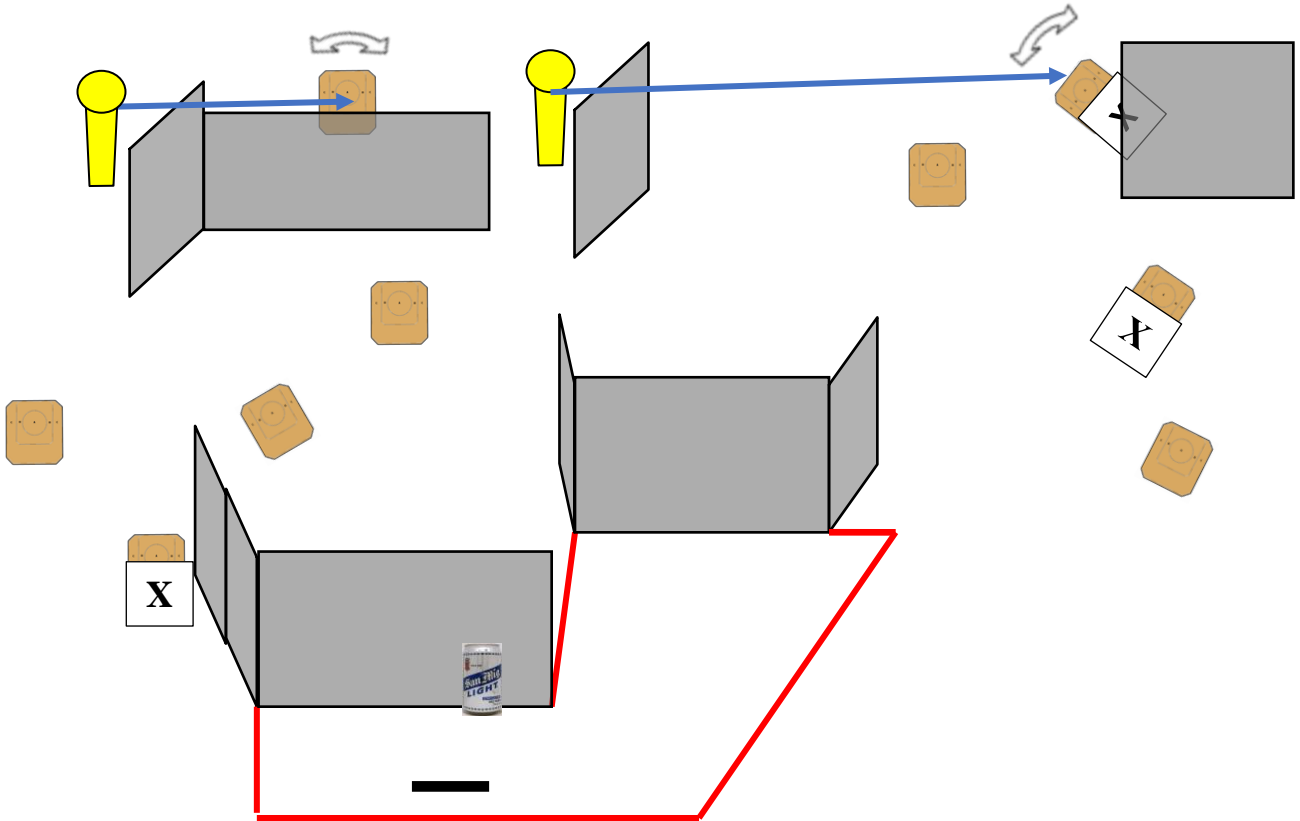
Targets: 9 Small PSMOC Targets, 2 Small Falling Targets, 3 No Shoots

Minimum number of rounds: Handgun/PRR/PCC= 20 rounds

Start position/Condition of Firearm (Handgun): Standing on mark, hands hanging naturally at sides. Handgun holstered in Condition 2

Start position/Condition of Firearm PRR/PCC: Standing on mark Low Ready muzzle pointed at beer can in Condition 2

Procedure Handgun/PRR/PCC Match: On audible signal, shoot targets while inside the shooting area



Stage Number: 5 (Designed by Bogie Castro, PSMOC Secretary)

Type: Intermediate

Scoring Method: Points Factor

Targets: 5 Small PSMOC Targets, 4 Small Falling Targets, 3 No Shoots

Minimum number of rounds: 14 rds

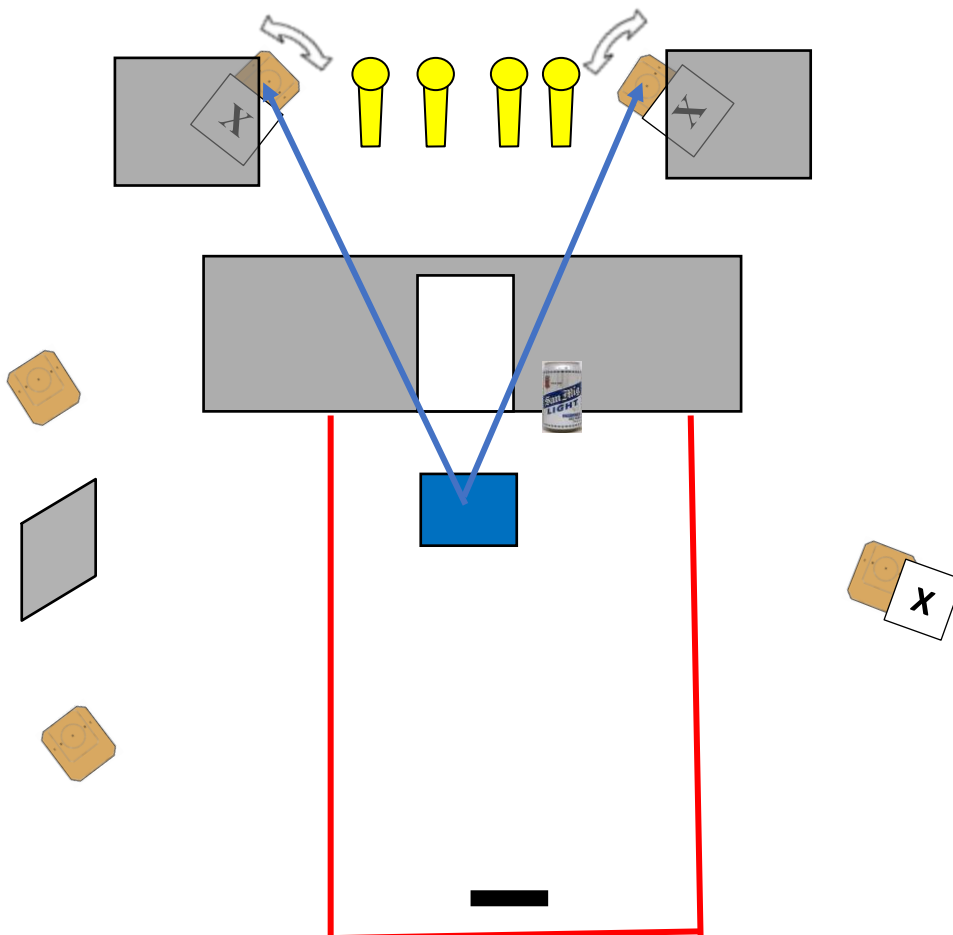
Start position/Condition of Firearm Handgun Match: Standing on mark, hands hanging naturally at sides. Handgun holstered in Condition 1

Start position/Condition of Firearm PRR/PCC: Standing on mark, Low Ready muzzle pointed at beer can in Condition 1

Time starts: Audible

Procedure Handgun/PRR/PCC Match: On audible signal, shoot targets while inside the shooting area.

Note: Foot activator will activate swinging targets as indicated by arrows



Stage Number: 6 (Designed by Bogie Castro, PSMOC Secretary)

Type: Intermediate

Scoring Method: Points Factor

Targets: 6 Small PSMOC Targets, 1 Falling Target, 4 Round Falling Plates, 3 No Shoots

Minimum number of rounds: 17 rds

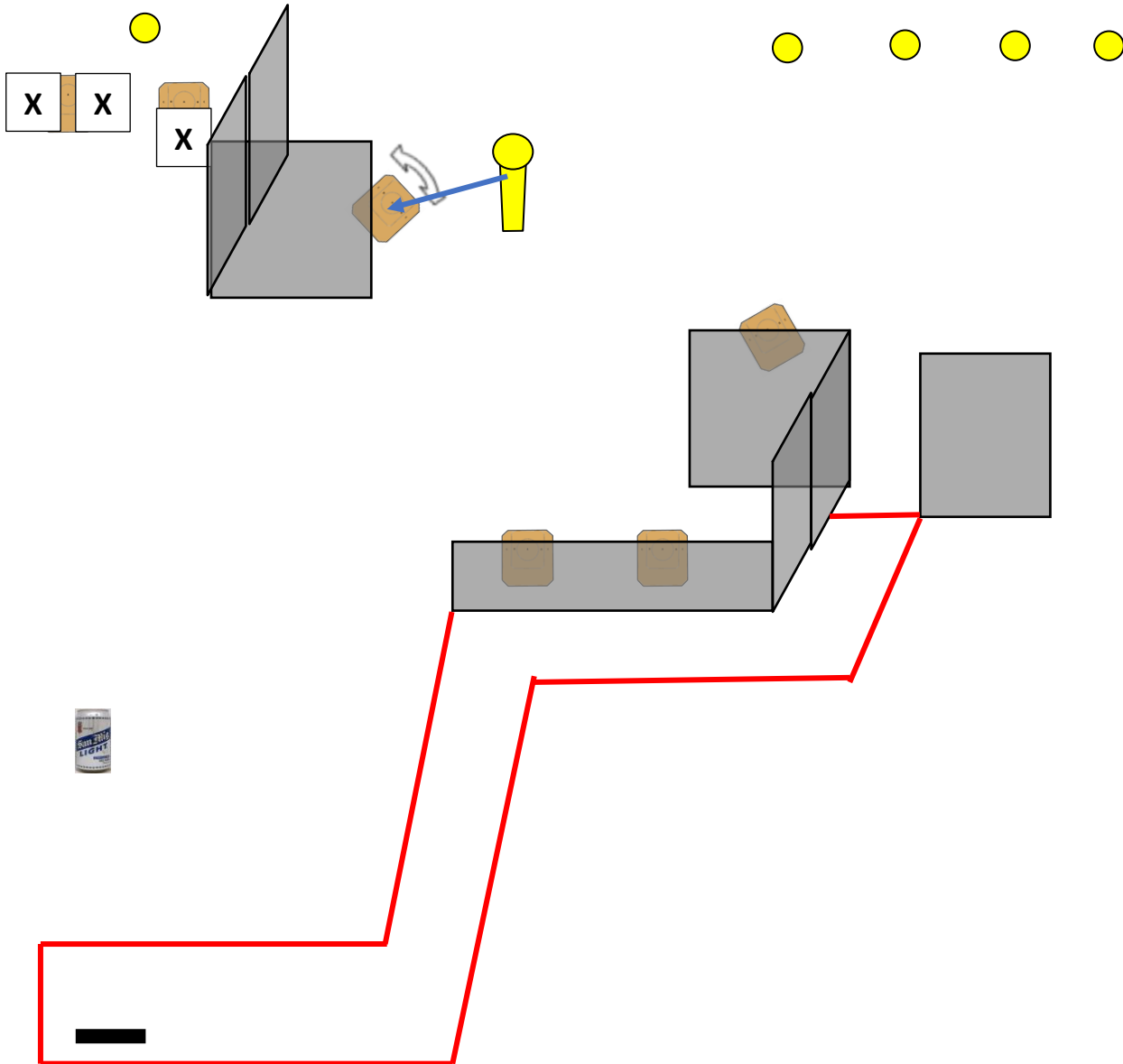
Start position/Condition of Firearm Handgun Match: Standing on mark, hands hanging naturally at sides. Handgun holstered in Condition 1

Start position/Condition of Firearm PRR/PCC: Standing on mark at Low Ready muzzle pointed at beer can in Condition 1

Time starts: Audible

Procedure Handgun/PRR/PCC: On audible signal, shoot targets while inside the shooting area.

Note: Falling Targets will activate swinging targets as indicated by arrows



Stage Number: 7 (Designed by Bogie Castro, PSMOC Secretary)

Type: Intermediate

Scoring Method: Points Factor

Targets: 8 Small PSMOC Targets, 2 Falling Targets, 2 Round Falling Plates

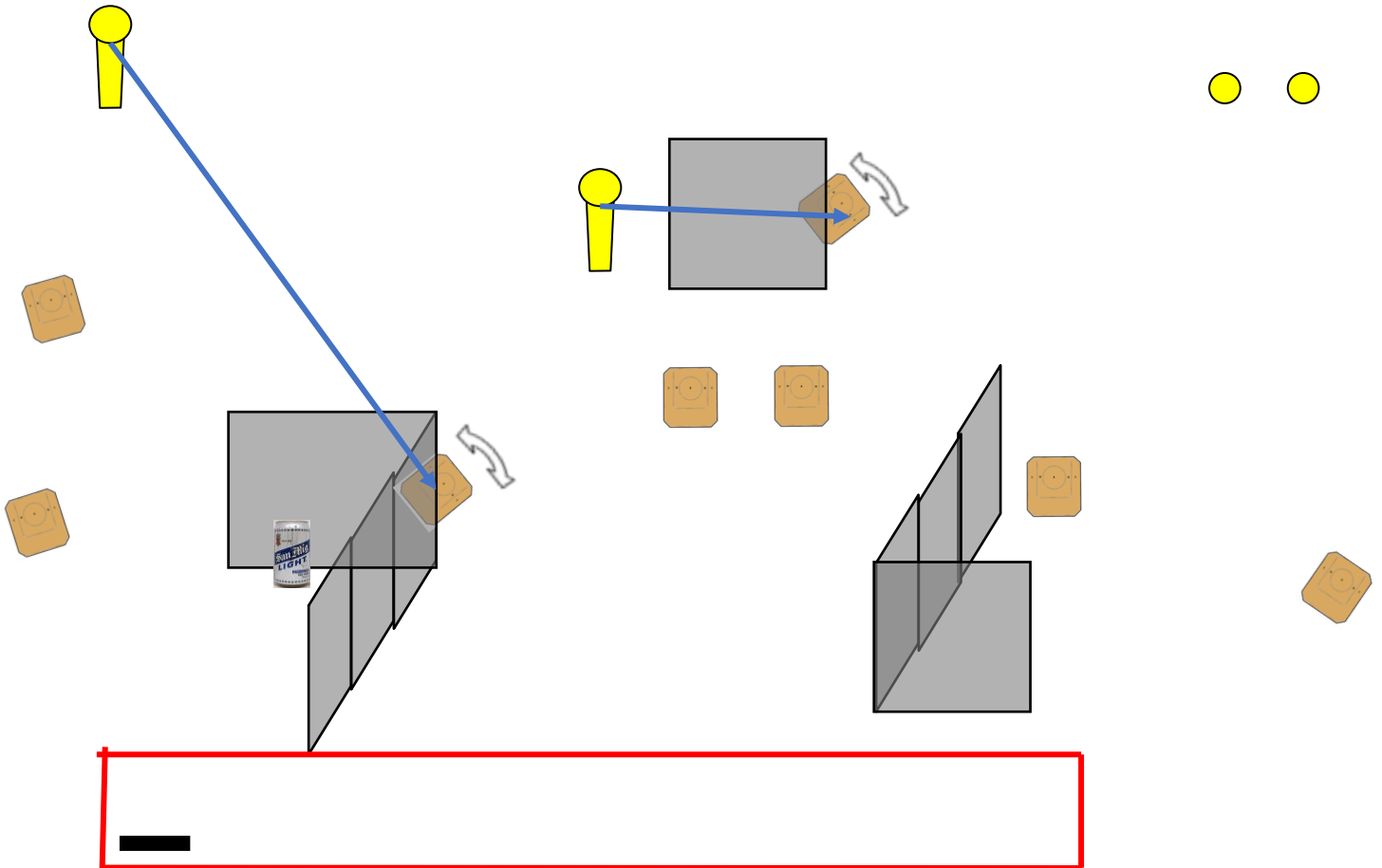
Minimum number of rounds: 20 rds

Start position/Condition of Firearm Handgun Match: Standing on mark, hands hanging naturally at sides. Handgun holstered in Condition 1

Start position/Condition of Firearm PRR/PCC: Standing on mark Low Ready muzzle pointing at beer can in Condition 1

Time starts: Audible

Procedure Handgun/PRR/PCC Match: On audible signal, shoot targets while inside the shooting area



Stage Number: 8 (Designed by Bogie Castro, PSMOC Secretary)

Type: Intermediate

Scoring Method: Points Factor

Targets: 4 Small PSMOC Targets, 5 Small Falling Targets, 5 Round Falling Plates

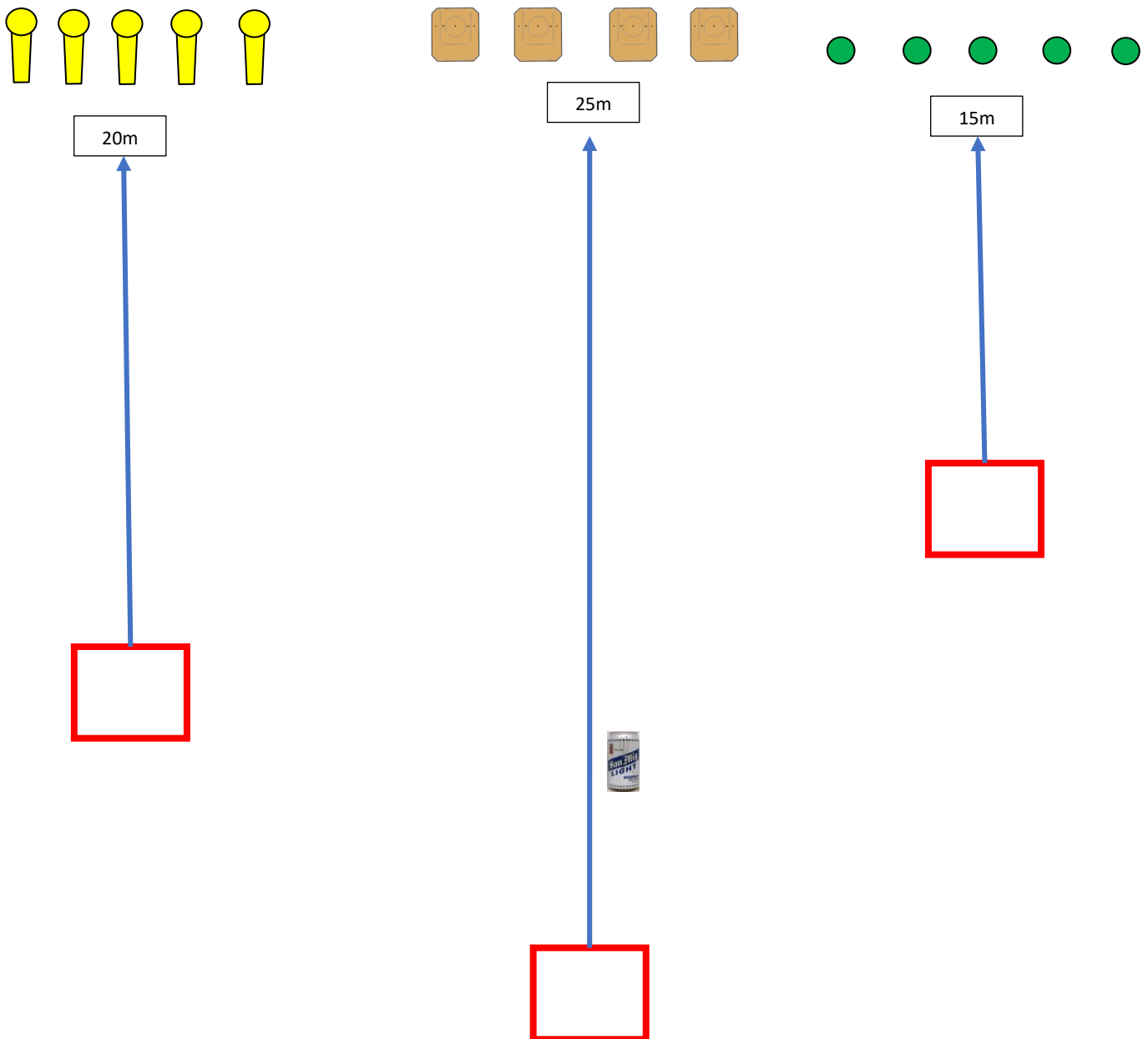
Minimum number of rounds: 18 rds

Start position/Condition of Firearm Handgun Match: Standing inside the 25 meter box, hands hanging naturally at sides. Handgun holstered in Condition 1

Start position/Condition of Firearm PRR/PCC: Standing inside the 25 meter box, Low Ready muzzle pointed at beer can in Condition 1

Time starts: Audible

Procedure: On audible signal, shoot the Small PSMOC Paper targets inside the 25 meter box, then proceed to the 20 meter box to engage the 5 Small Falling Targets from inside the 20 meter box, then proceed to the 15 meter box then engage the Round Falling Plates from inside that box.



Stage Number: 9 (Designed by Bogie Castro, PSMOC Secretary)

Type: Ultimate

Scoring Method: Points Factor

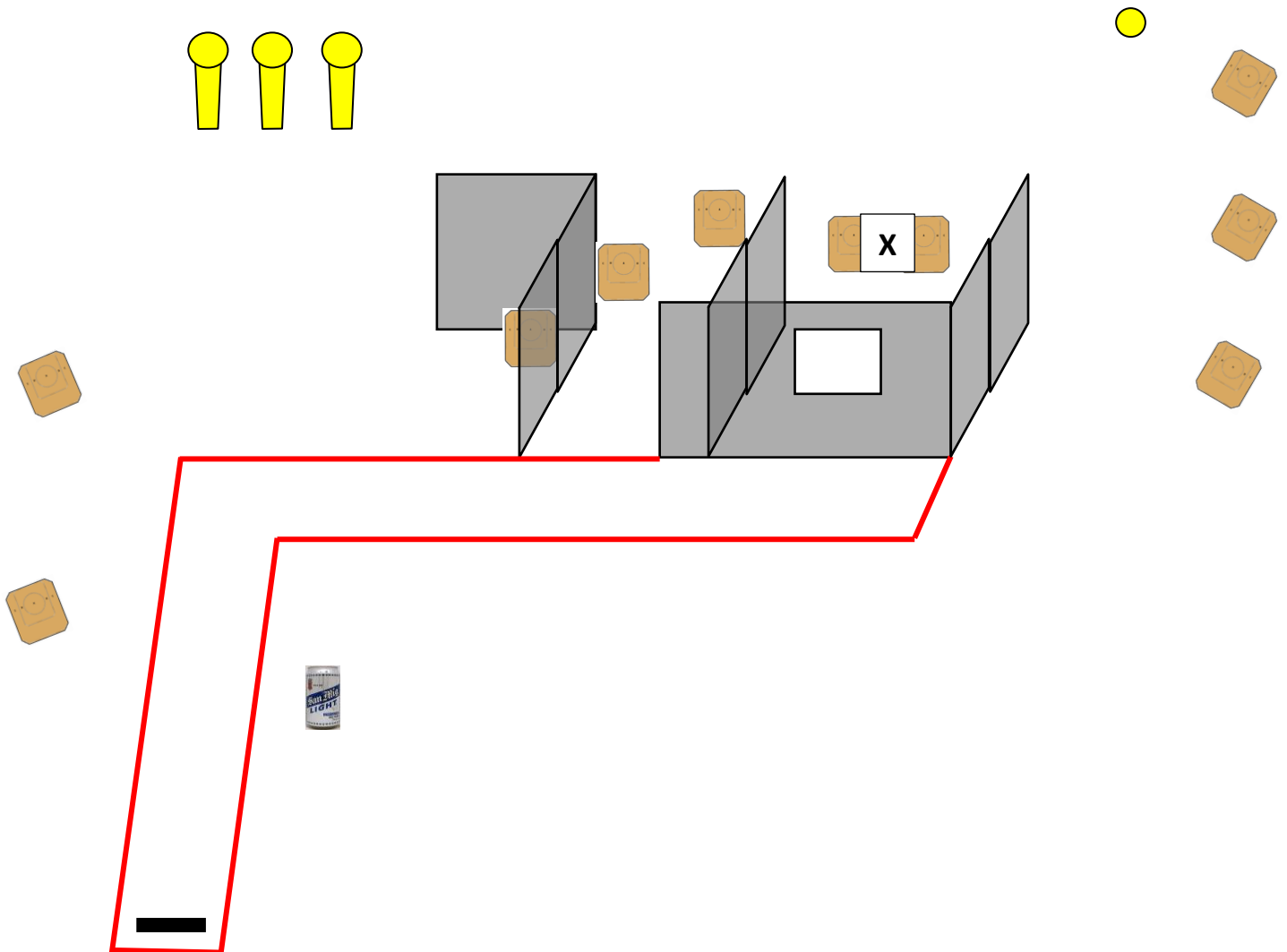
Targets: 10 Small PSMOC Targets, 3 Falling Targets, 1 Falling Round Plate

Minimum number of rounds Handgun/PCC/PRR: 24 rds

Start position/Condition of Firearm Handgun: Standing on Mark, hands hanging naturally at sides. Handgun holstered in Condition 1

Start Position/Condition of Firearm PRR/PCC: Standing on mark, low ready muzzle pointing at beer can Condition 1

Procedure for Handgun/PCC/PRR: Shoot all targets from within the shooting area



Stage Number: 10 (Designed by Bogie Castro, PSMOC Secretary)

Type: Intermediate

Scoring Method: Points Factor

Targets: 7 PSMOC Targets, 2 Falling Targets, 2 Round Falling Plates, 2 No Shoots

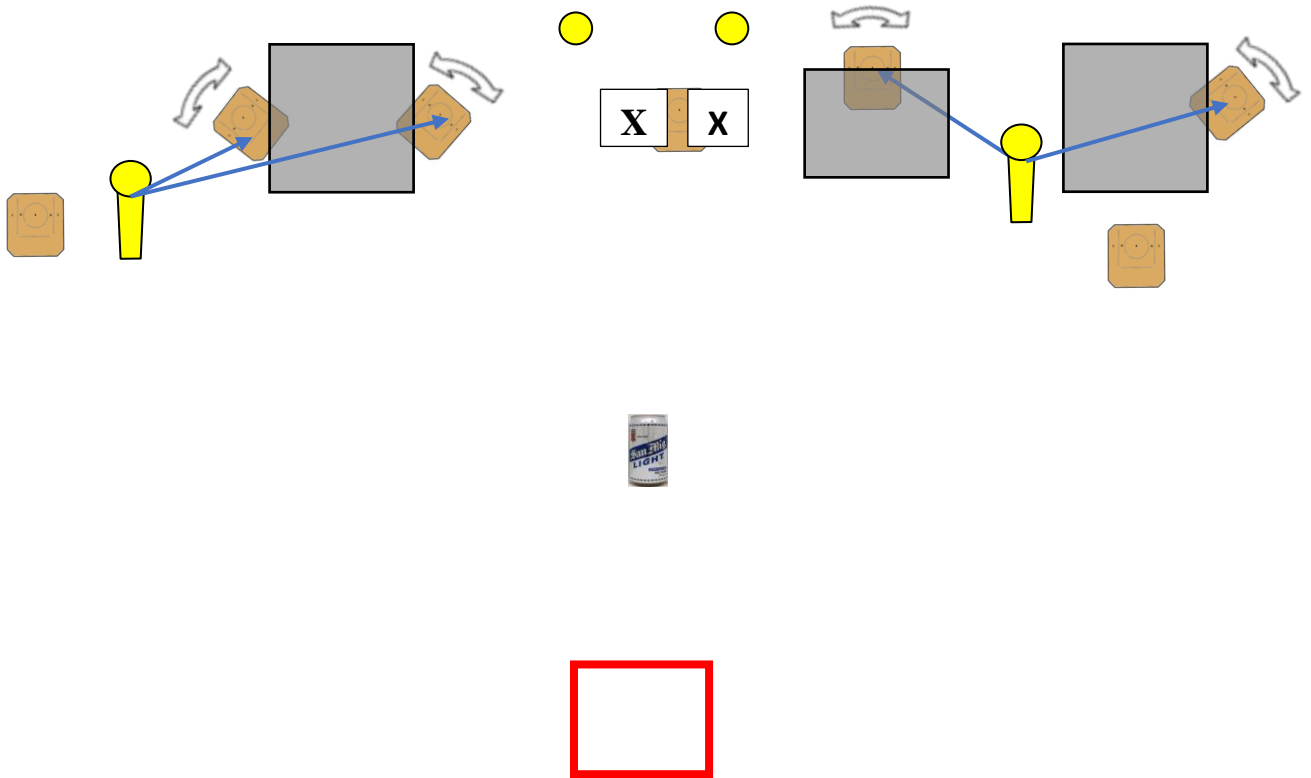
Minimum number of rounds: 18 rds

Start position/Condition of Firearm Handgun Match: Standing on mark, hands hanging naturally at sides. Handgun holstered in Condition 1

Start position/Condition of Firearm PRR/PCC: Standing on mark Low Ready muzzle pointing at beer can Condition 1

Procedure: On audible signal shoot targets while inside the shooting area

Note: Falling Targets will activate swingers as indicated by arrows.



Stage Number: 11 (Designed by Bogie Castro, PSMOC Secretary)

Type: Intermediate

Scoring Method: Points Factor

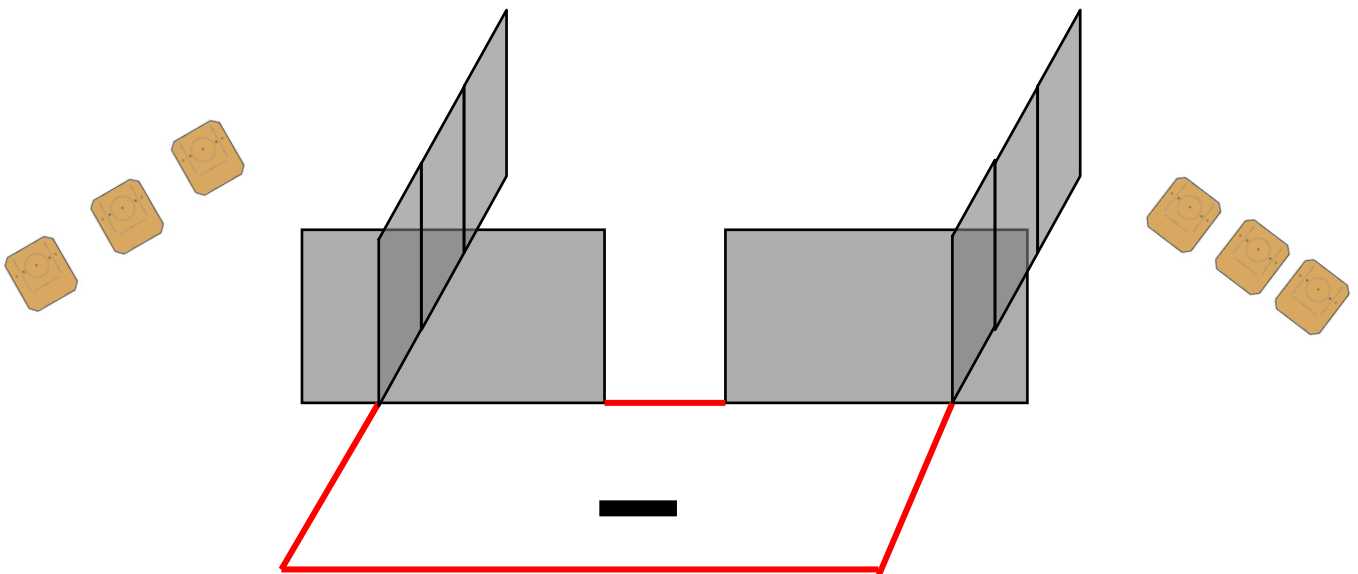
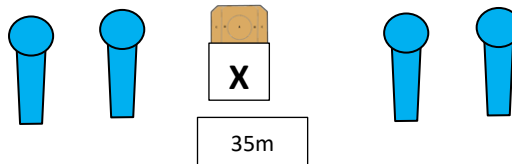
Targets: 7 Small PSMOC Targets, 4 Falling Targets, 1 No Shoot

Minimum number of rounds: 18 rds

Start position/Condition of Firearm Handgun Match: Standing on mark, hands hanging naturally at sides. Handgun holstered in Condition 1

Start position/Condition of Firearm PRR/PCC: Standing on mark Low Ready muzzle pointing at beer can Condition 1

Procedure: On audible signal shoot targets while inside the shooting area



Stage Number: 12 (Designed by Bogie Castro, PSMOC Secretary)

Type: Ultimate

Scoring Method: Points Factor

Targets: 14 Small PSMOC Targets, 4 Falling Targets, 1 Falling Round Plate

Minimum number of rounds Handgun/PRR/PCC: 33 rds

Start position/Condition of Firearm Handgun Match: Standing on mark, hands hanging naturally at sides. Handgun holstered in Condition 1

Start position/Condition of Firearm PRR/PCC: Standing on mark at Low Ready muzzle pointing at the beer can in Condition 1

Procedure: On audible signal, shoot all targets from within the shooting area

