

# BAYANING PULIS

## COURSES OF FIRE

Designed by: Bogie Castro, PSMOC Secretary

**Stage Number: 1**

**Type:** Ultimate

**Scoring Method:** Points Factor

**Targets:** 6 PSMOC Paper Targets, 1 Falling Target, 1 Round Falling Plate, 1 Star Falling Plate

**Minimum number of rounds:** 15

**Start position/Condition of Firearm:** Standing on mark, hands hanging naturally at sides. Handgun holstered in Condition 1

**Time starts:** Audible

**Procedure:** On audible signal, shoot T1,T2 and Blue Falling Targets while inside the blue box, shoot T3,T4 and Green Round Falling Plates while inside the green box, then shoot T5,-T6 and Red Star Falling Plates while inside the red box in any order.



**Stage Number: 2**

**Type:** Ultimate

**Scoring Method:** Points Factor

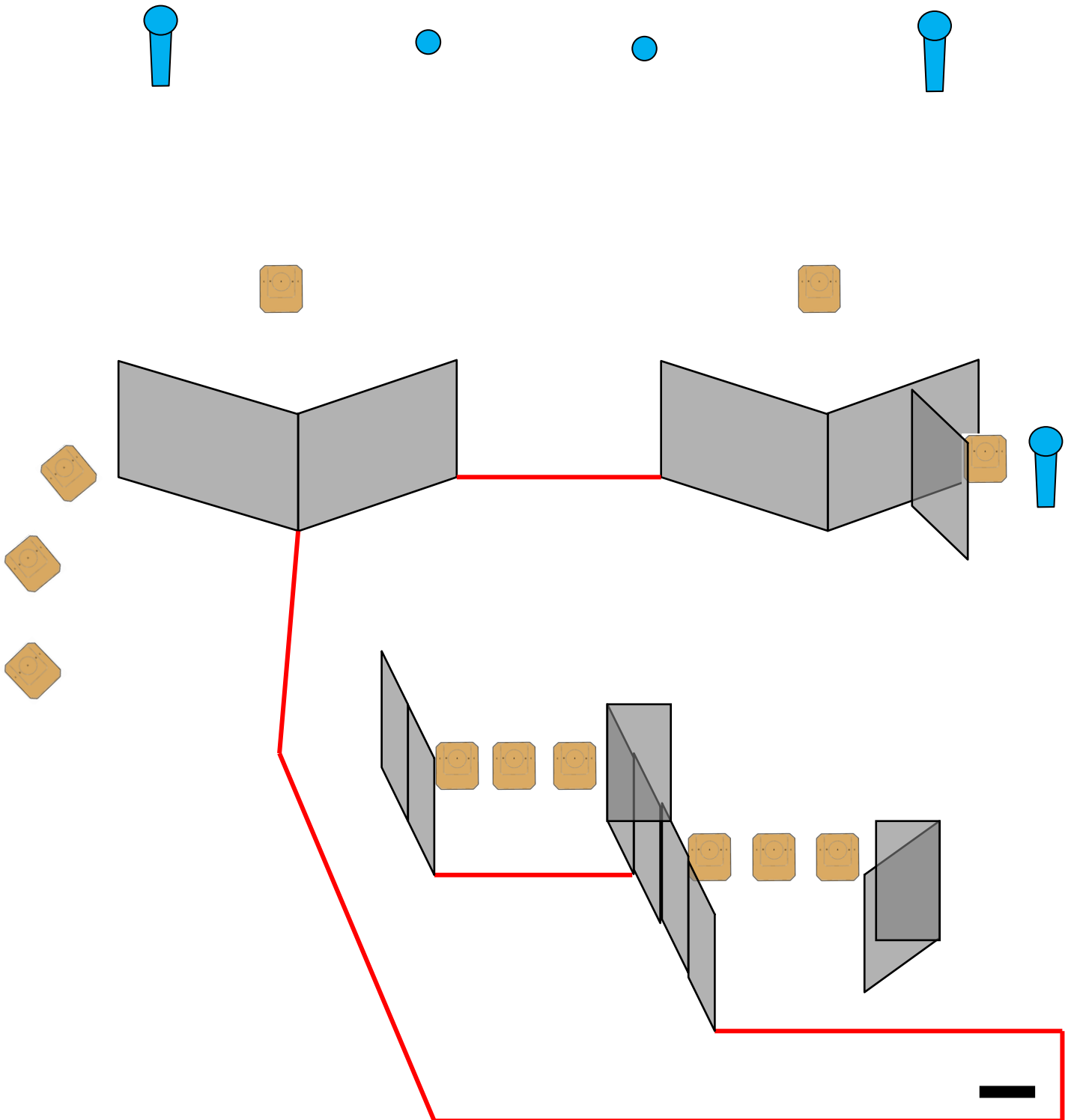
**Targets:** 12 PSMOC Paper Targets, 2 Round Falling Plates, 2 Falling Targets

**Minimum number of rounds:** 28 rds

**Start position/Condition of Firearm:** Standing on mark, hands hanging naturally at sides. Handgun holstered in Condition 1

**Time starts:** Audible

**Procedure:** On audible signal, shoot targets while inside the shooting area



**Stage Number: 3**

**Type:** Intermediate

**Scoring Method:** Points Factor

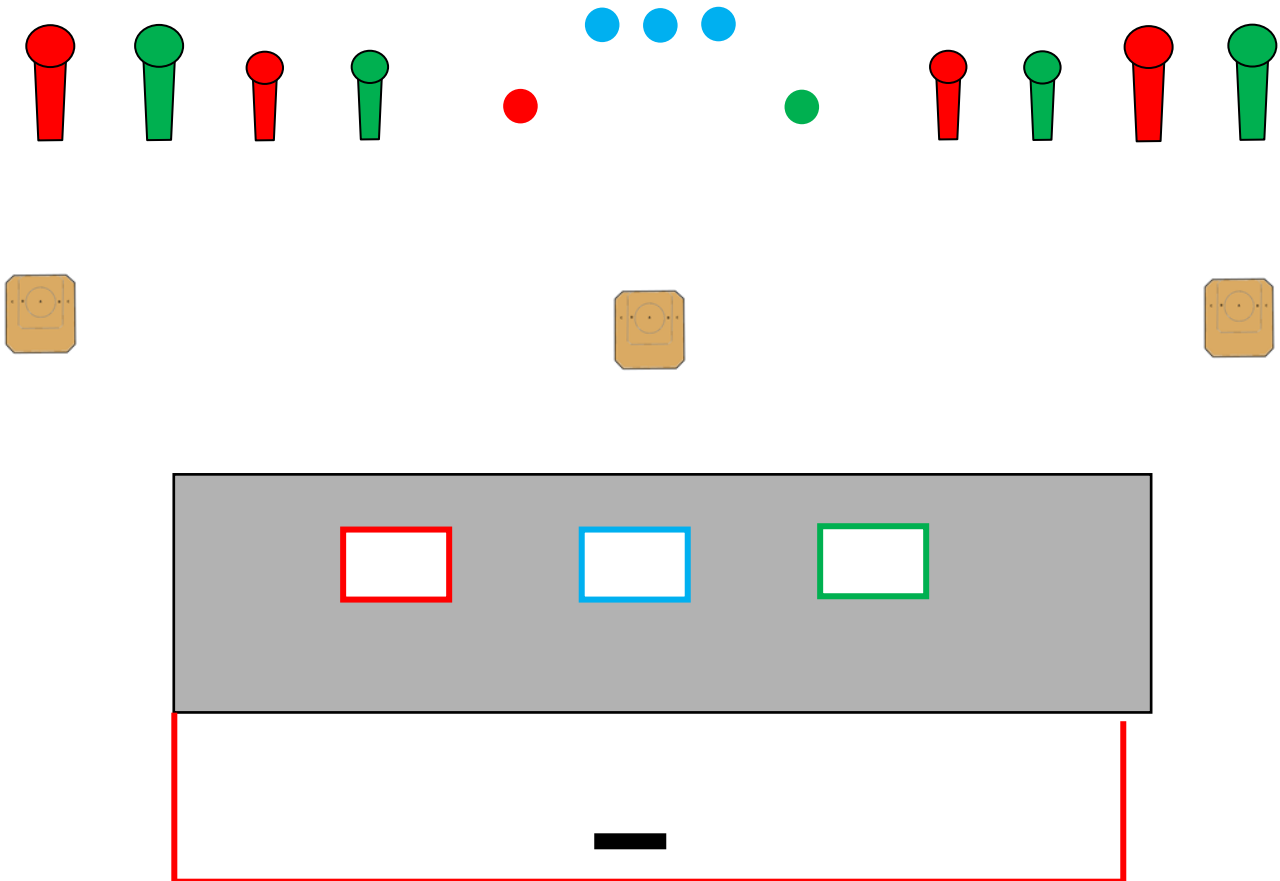
**Targets:** 3 PSMOC Paper Targets, 4 Falling Targets, 4 Small Falling Targets, 5 Round Falling Plates

**Minimum number of rounds:** 19 rds

**Start position/Condition of Firearm:** Standing on mark, hands hanging naturally at sides. Handgun holstered in Condition 1

**Time starts:** Audible

**Procedure:** On audible signal, shoot the targets with the same color as the port/window. The PSMOC Paper Targets can be shot from any port



**Stage Number: 4**

**Type:** Speed

**Scoring Method:** Points Factor


**Targets:** 3 Round Falling Plates, 2 Falling Targets, 1 Small Falling Target, 3 Rectangular Plates

**Minimum number of rounds:** 9

**Start position/Condition of Firearm:** Standing inside Red Shooting Box, hands hanging naturally at sides. Handgun holstered in Condition 3

**Time starts:** Audible

**Procedure:** On audible signal, shoot targets while inside the shooting box with the same color as the targets



**Stage Number: 5**

**Type:** Intermediate

**Scoring Method:** Points Factor

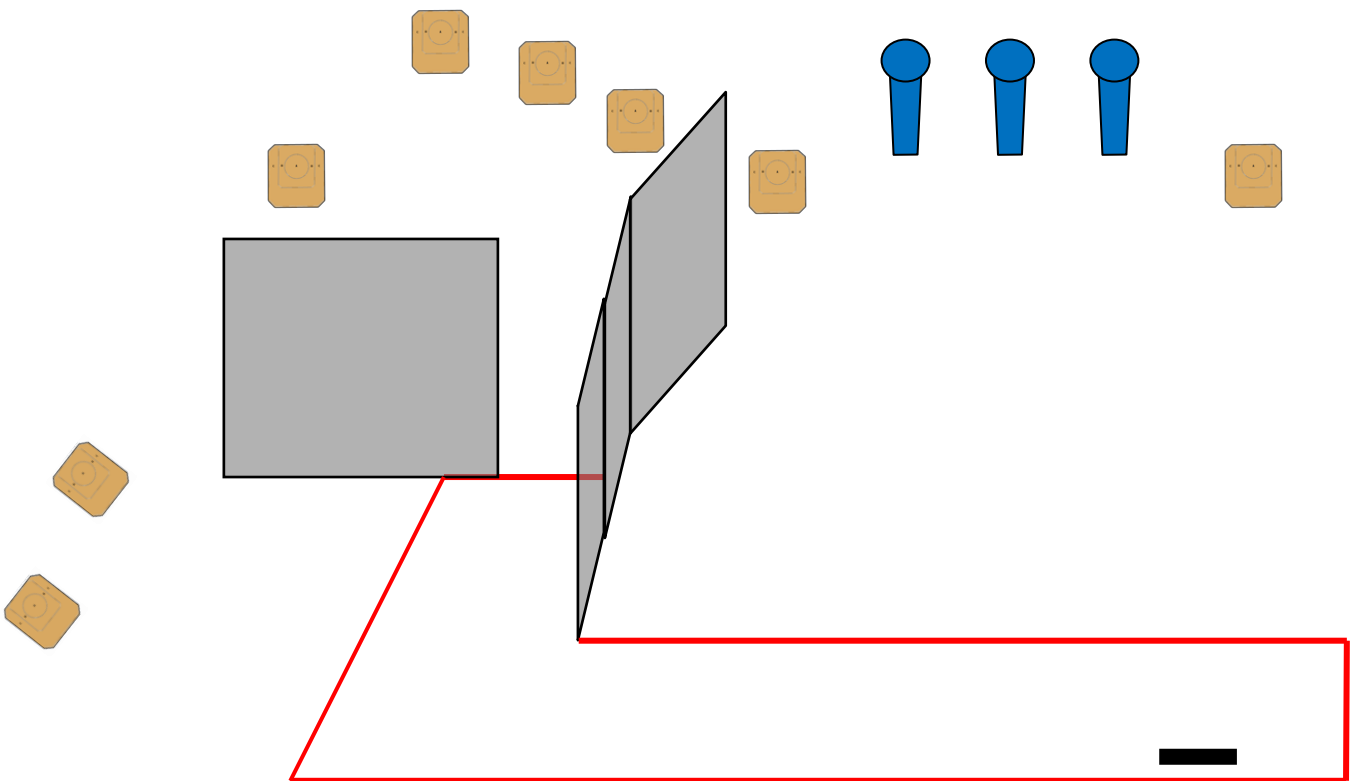
**Targets:** 8 PSMOC Paper Targets, 3 Falling Targets

**Minimum number of rounds:** 19 rds

**Start position/Condition of Firearm:** Standing on mark, hands hanging naturally at sides. Handgun holstered in Condition 1

**Time starts:** Audible

**Procedure :** On audible signal, shoot targets while inside the shooting area.



**Stage Number: 6**

**Type:** Ultimate

**Scoring Method:** Points Factor

**Targets:** 13 PSMOC Paper Targets, 4 Falling Targets, 2 Small Falling Targets,

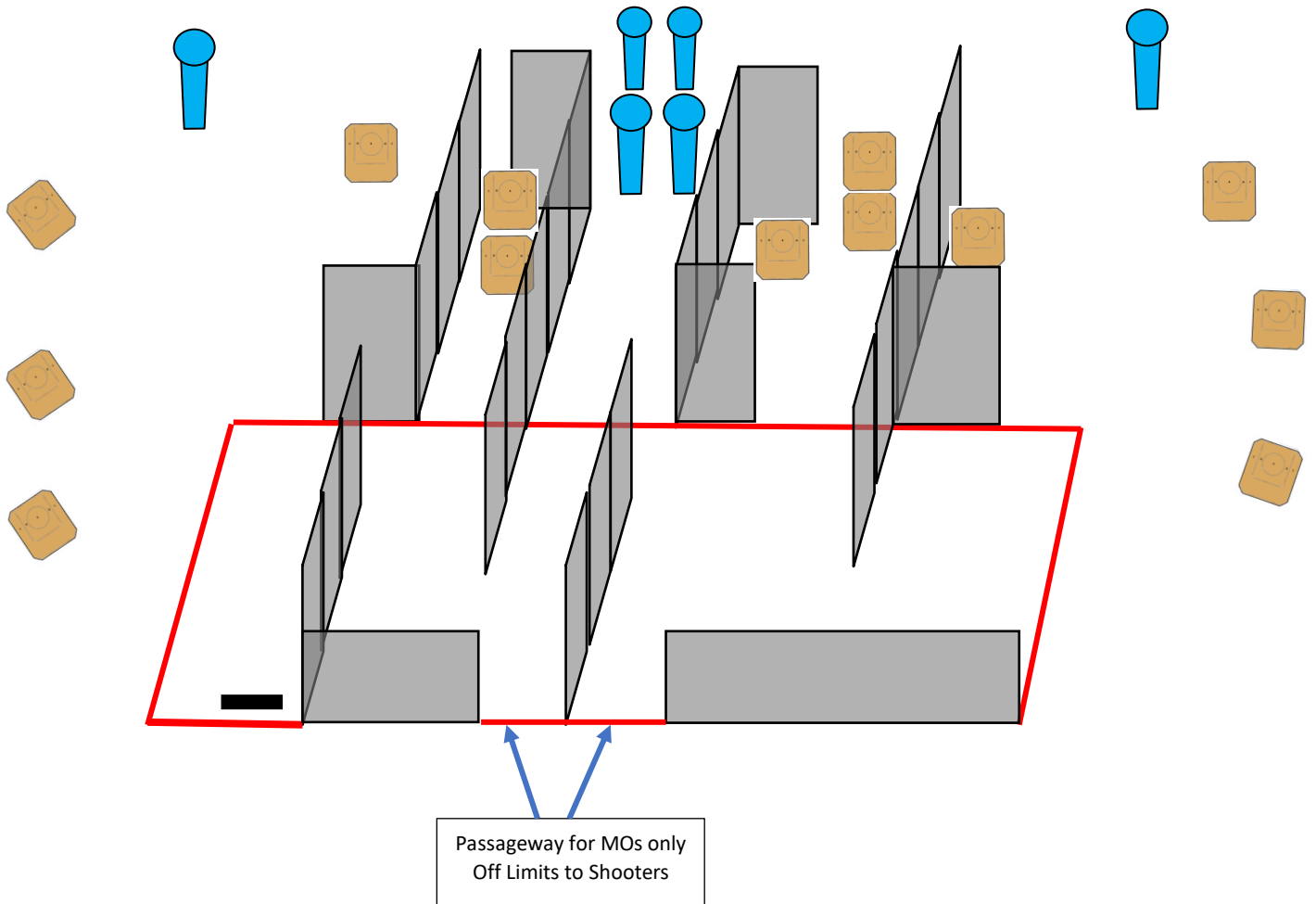
**Minimum number of rounds:** 32

**Start position/Condition of Firearm:** Standing on mark, hands hanging naturally at sides. Handgun holstered in Condition 1

**Time starts:** Audible

**Procedure:** On audible signal, shoot targets within the well demarcated shooting area.

**Note:** Passageways indicated with arrows are off limits to shooters and are for Match Officers' use only



**Stage Number: 7**

**Type:** Speed

**Scoring Method:** Points Factor

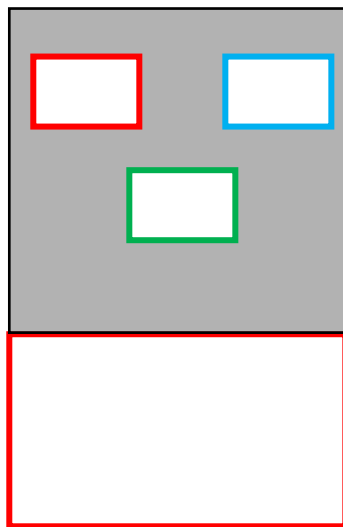

**Targets:** 8 Round Falling Plates, 1 Falling Target

**Minimum number of rounds:** 9

**Start position/Condition of Firearm:** Standing inside the shooting area, hands hanging naturally at sides. Handgun holstered in Condition 1

**Time starts:** Audible

**Procedure:** On audible signal, shoot the targets through the port with the same color as the targets.



**Stage Number: 8**

**Type:** Ultimate

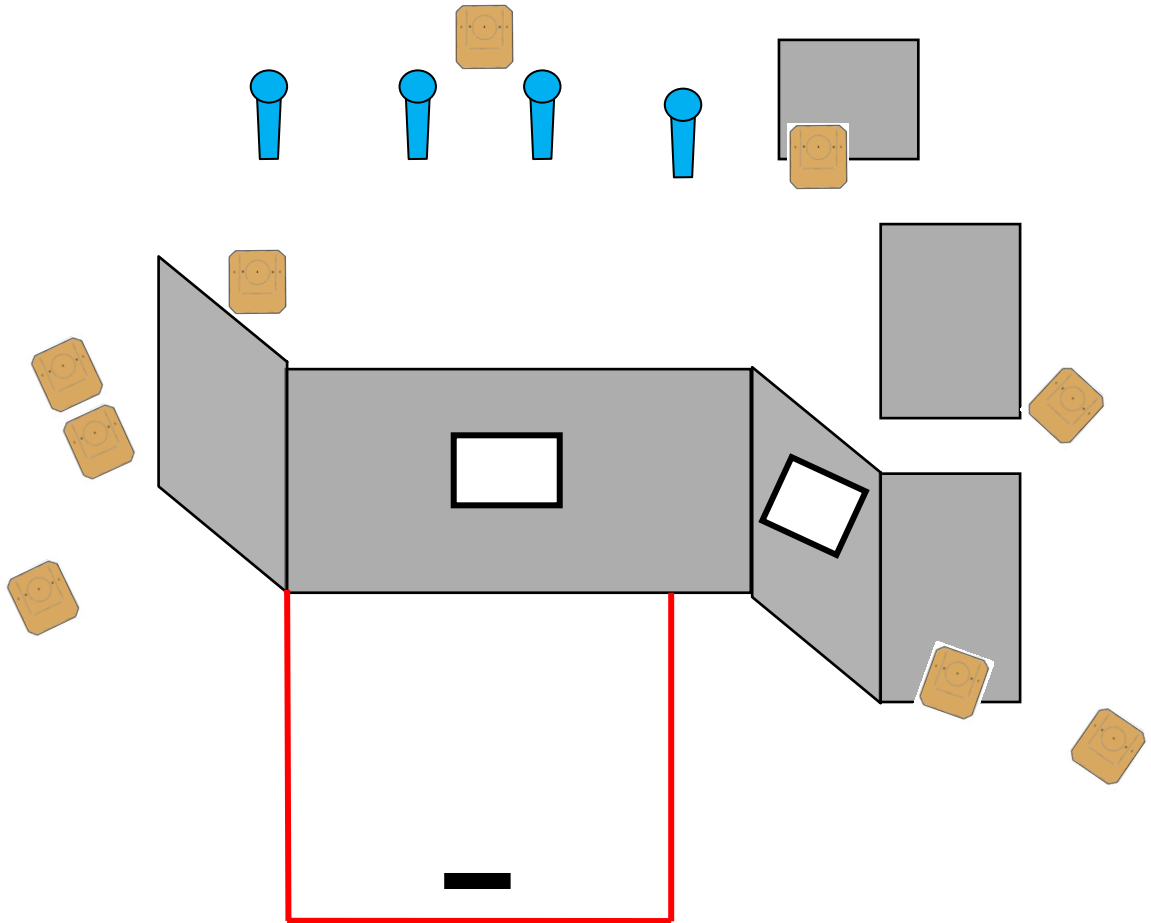
**Scoring Method:** Points Factor

**Targets:** 9 PSMOC Paper Targets, 4 Falling Targets

**Minimum number of rounds:** 22 rds

**Start position/Condition of Firearm:** Standing on mark, hands hanging naturally at sides. Handgun holstered in Condition 2

**Time starts:** Audible









**Stage Number: 11 Handgun/PCC/PRR**

**Type:** Intermediate

**Scoring Method:** Points Factor

**Targets:** 6 PSMOC Paper Targets, 1 Falling Target, 1 Small Falling Target, 2 Round Falling Plates

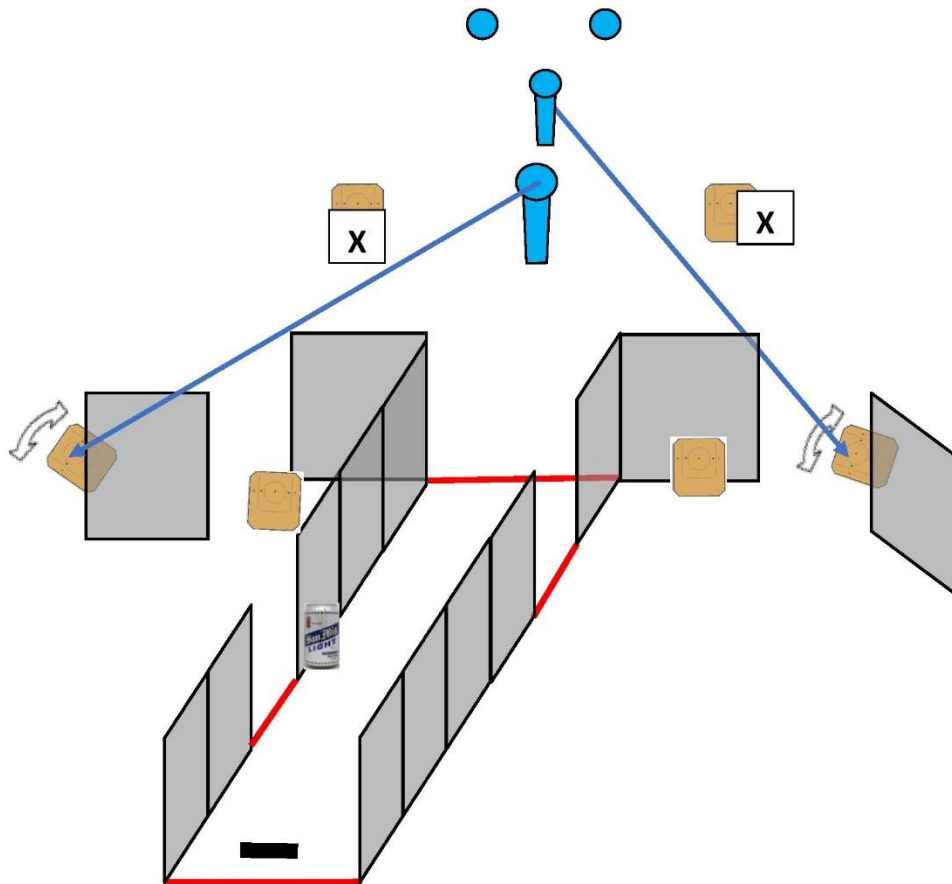
**Minimum number of rounds:** 16 rds

**Start position/Condition of Firearm Handgun:** Standing on mark hands hanging naturally at sides, handgun holstered. Condition 1

**Start position/Condition of Firearm PCC/PRR:** Standing on mark holding the PCC/PRR at Low Ready with muzzle pointed at the beer can. Condition 1

**Procedure Handgun/PCC/PRR:** On audible signal, shoot all targets from within the shooting area.

**Note:** The Falling Targets will activate the swingers as indicated by arrows



**Stage Number: 12 Handgun/PCC/PRR**

**Type:** Intermediate

**Scoring Method:** Points Factor

**Targets:** 2 PSMOC Paper Targets, 1 Falling Target, 6 Round Falling Plates

**Minimum number of rounds:** 11 rds

**Start position/Condition of Firearm Handgun:** Standing inside the shooting area hands hanging naturally at sides, handgun holstered. Condition 1

**Start position/Condition of Firearm PCC/PRR:** Standing inside the shooting area holding the PCC/PRR at Low Ready with muzzle pointed at the beer can. Condition 1

**Procedure Handgun/PCC/PRR:** On audible signal, shoot all targets from within the shooting area.

**Note:** Falling Target will activate the swinging targets as indicated by arrows.

