

Discipline:
PSMOC
3 GUN
MATCH



Philippine Shooters and Match Officers Confederation (PSMOC)

Stage Name: 3 GUN MATCH

Course Designer:



Stage No.

1



Start Position: Shooter standing on mark facing DOWN-range...

Gun Ready condition: Gun in condition 3, GUN FLAT ON THE TOP OF THE TABLE FIRST GUN, (SHOT GUN) CONDITION 2 HOLSTERED (HAND GUN) CONDITION 2 ON THE TOP THE TABLE (RIFLE)

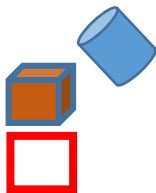

SCORING: Point factor Scoring, Comstock
 TARGETS: 4 PSMOC Target 6 small falling targets 14 falling plates
 MINIMUM RDS: 28 Rounds
 MAX PTS: 140 Points
 SCORED HITS: Best 2 hits on PSMOC board, Metal targets = Alpha
 START-STOP: Audible - Last shot
 RULES: Latest PSMOC/ISMOC Rulebook.

Stage Procedure: On audible signal, MANDATORY engage START FALLING PLATES FIRST, RELOAD MINIMUM 2 SHELLS FOR SHOT GUN BEFORE ENGAGING TARGETS @ FIRST SHOOTING BOX, Engage targets next shooting box with hand gun RIFLE for last shooting box, mandatory reload/change magazine before engaging STOP PLATE
 NOTE: MANDATORY RELOAD/ CHANGE MAGAZINE AFTER ENGAGING START FALLING PLATES & BEFORE ENGAGING STOP FALLING PLATE
SHOT GUN 1ST GUN
HAND GUN 2ND GUN
RIFLE 3RD GUN

START PLATE



STOP PLATE



Discipline:
PSMOC
3 GUN
MATCH



**Philippine Shooters and Match Officers
Confederation (PSMOC)**

Stage Name: 3 GUN MATCH

Course Designer:



Stage No.

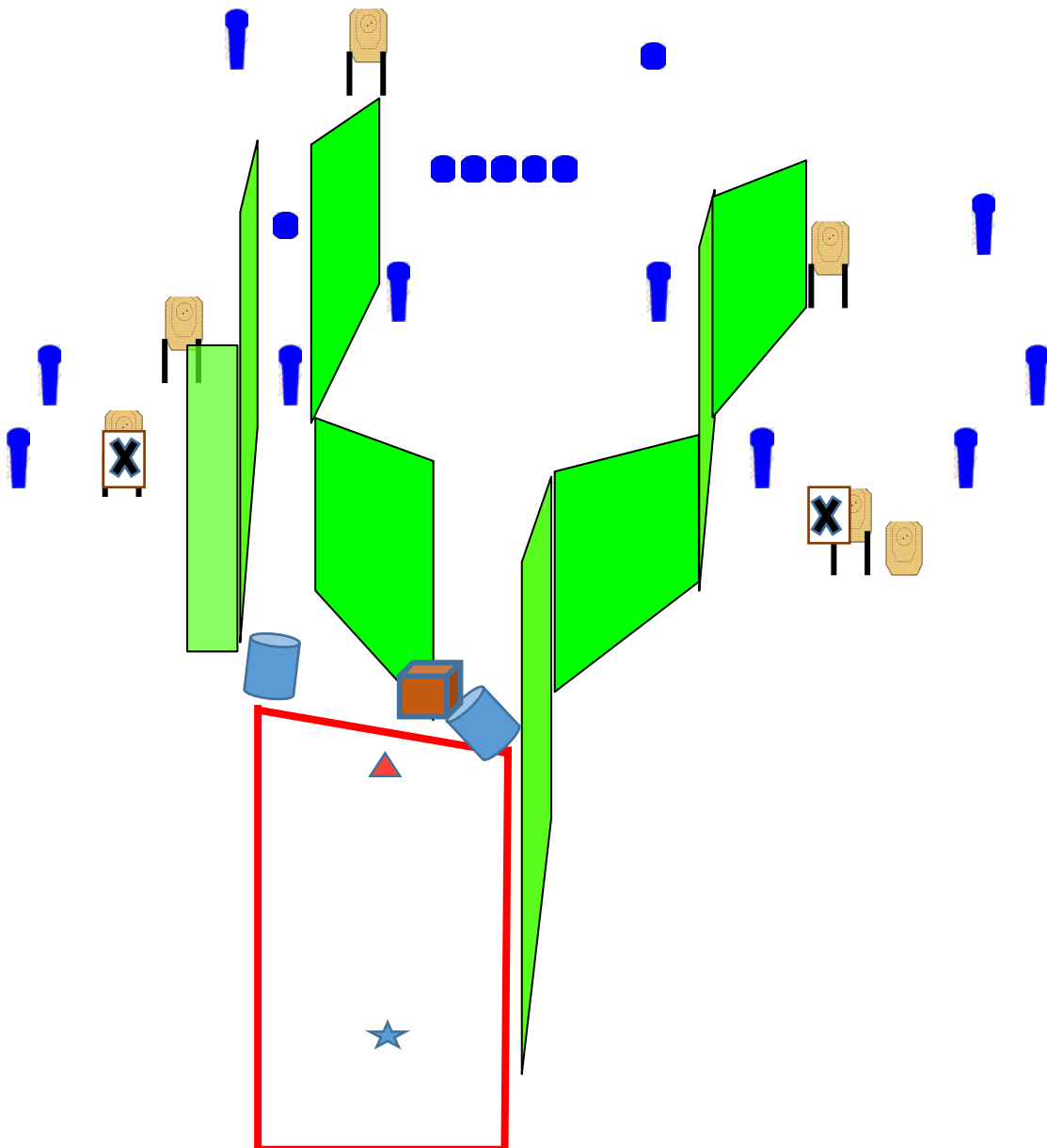
2

Start Position: Shooter standing on mark facing DOWN-range...

Gun Ready condition: Gun in condition 1,
RIFLE LOW READY POSITION, AIM AT DISEGNATED AIMING
POINT
SHOT GUN FLAT ON THE TOP OF THE TABLE CONDITION 2
HAND GUN CONDITION 2 HOLSTERED

Stage Procedure: On audible signal, engage targets ALL targets
LH SIDE OF COF with RIFLE Engage middle targets with SHOT
GUN Engage remaining targets with HAND GUN RH SIDE OF
COF within the confines of the fault line
RIFLE FIRST GUN
SHOT GUN 2ND GUN
HAND GUN 3RD GUN

SCORING: Point factor Scoring, Comstock
TARGETS: 6 PSMOC Target 10 small falling targets 7 falling plates
MINIMUM RDS: 29 Rounds
MAX PTS: 145 Points
SCORED HITS: Best 2 hits on PSMOC board, Metal targets = Alpha
START-STOP: Audible - Last shot
RULES: Latest PSMOC/ISMOC Rulebook.



Discipline:
PSMOC
3 GUN
MATCH



Philippine Shooters and Match Officers Confederation (PSMOC)

Stage Name: 3 GUN MATCH

Course Designer:



Stage No.

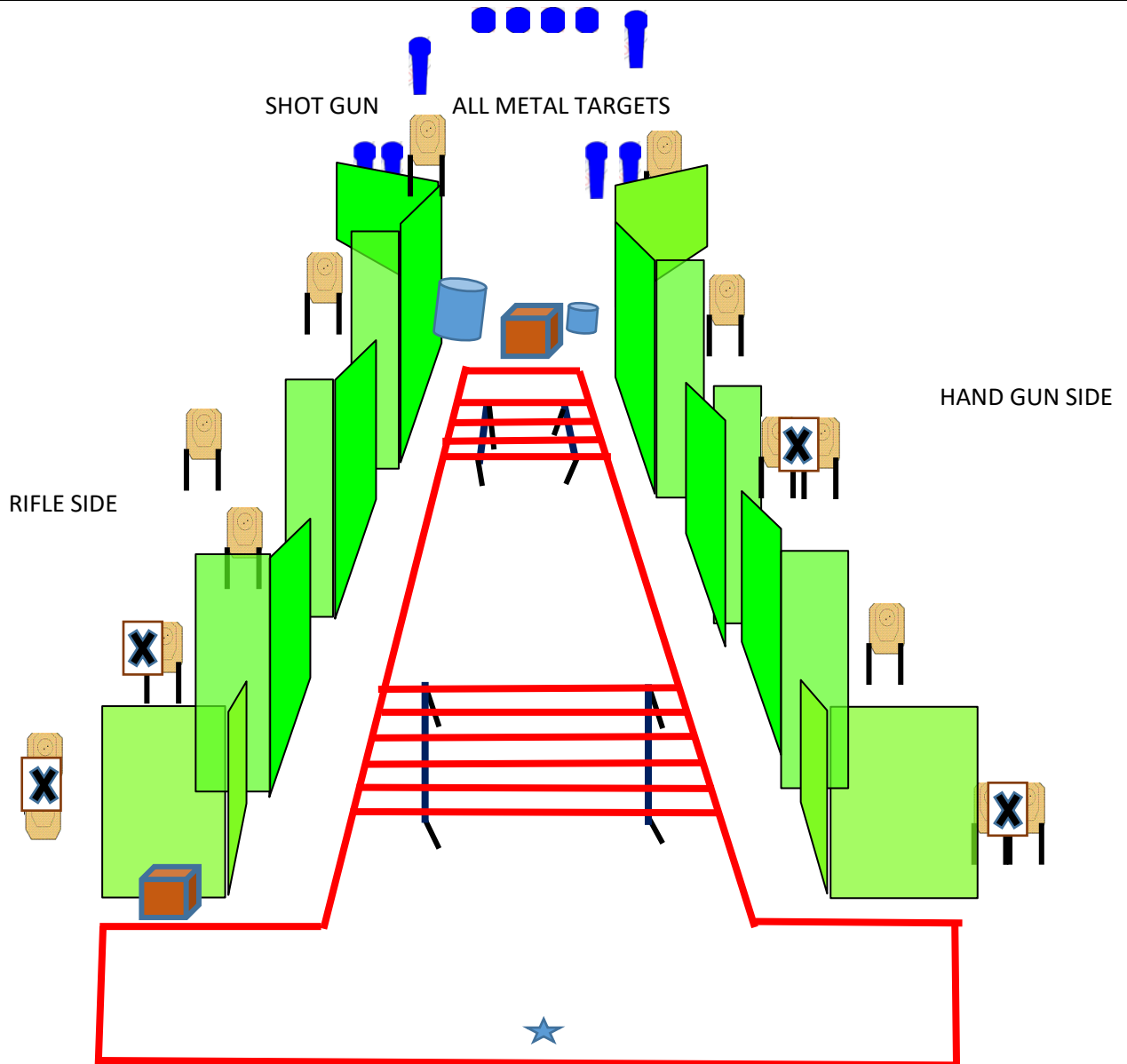
3

Start Position: Shooter standing on mark facing DOWN-range...

Gun Ready condition: Gun in condition 1, holstered
 SHOT GUN FLAT AT THE TOP OF THE TABLE CONDITION 2
 RIFLE AT THE TOP OF THE TABLE CONDITION 3

Stage Procedure: On audible signal, engage ALL targets RH side of the COF ALL BOARDS with hand gun, next engage all metal targets with SHOT GUN the confines of the fault line, & ENGAGE ALL LH side target with RIFLE

SCORING: Point factor Scoring, Comstock
 TARGETS: 14 PSMOC Target 4 small falling targets 4 falling plates
 MINIMUM RDS: 36 Rounds
 MAX PTS: 180 Points
 SCORED HITS: Best 2 hits on PSMOC board, Metal targets = Alpha
 START-STOP: Audible - Last shot
 RULES: Latest PSMOC/ISMOC Rulebook.



HAND GUN 1ST GUN (LH SIDE OF COF)

SHOT GUN 2ND GUN

RIFLE 3RD GUN (RH SIDE OF COF)

Discipline:
PSMOC
3 GUN
MATCH



**Philippine Shooters and Match Officers
 Confederation (PSMOC)**

Stage Name: 3 GUN MATCH

Course Designer:



Stage No.

4

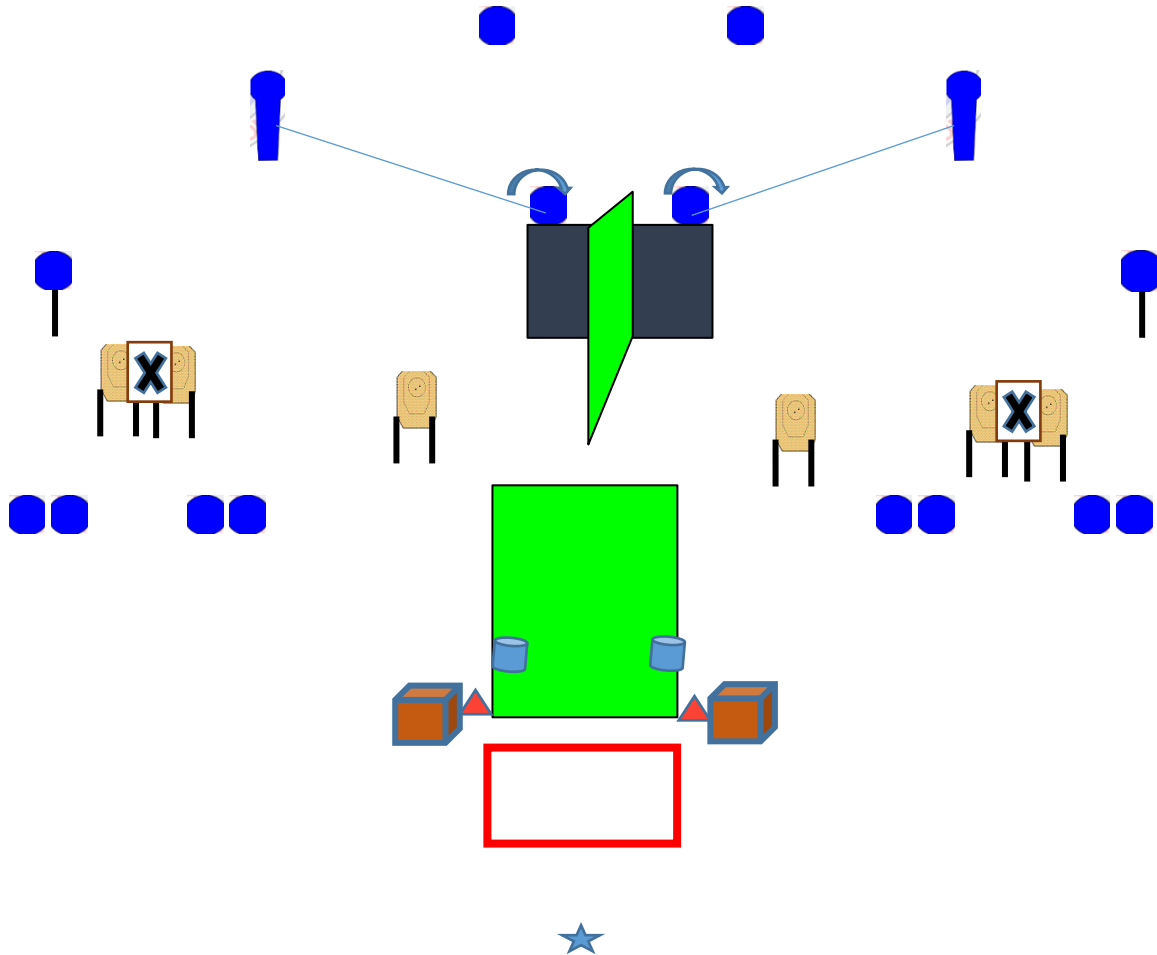
Start Position: Shooter standing on mark facing DOWN-range...

**Gun Ready condition: Gun in condition _1_, Holstered
 RIFLE AT THE TOP OF THE TABLE CONDITION 2
 SHOT GUN ON THE TOP OF THE TABLE CONDITION 2**

**Stage Procedure: On audible signal, engage ALL PSMOC
 BOARDS targets with HAND GUN, engage 10 falling plates with
 RIFLE, Engage remaining targets with shot gun within the
 confines of the fault line.**

**HAND GUN 1ST GUN
 RIFLE 2ND GUN
 SHOT GUN 3RD GUN**

SCORING: Point factor Scoring, Comstock
TARGETS: 6 PSMOC Target 2 small falling targets 14 falling plates
MINIMUM RDS: 28 Rounds
MAX PTS: 140 Points
SCORED HITS: Best 2 hits on PSMOC board, Metal targets = Alpha
START-STOP: Audible - Last shot
RULES: Latest PSMOC/ISMOC Rulebook.



Discipline:
PSMOC
3 GUN
MATCH



Philippine Shooters and Match Officers Confederation (PSMOC)

Stage Name: 3 GUN MATCH

Course Designer:



Stage No.

5

Start Position: Shooter standing on mark facing DOWN-range...

Gun Ready condition: Gun in condition 3, Holstered
SHOT GUN CONDITION 1 MODIFEID LOW READY
RIFLE CONDITION 3 ON THE TOP OF THE TABLE

Stage Procedure: On audible signal, engage with SHOT GUN,
Front ALL 6 METAL TARGETS, engage with rifle all LH side
targets, 4 PSMOC TB, 3 FT, Engage remaining targets with HAND
GUN 4 PSMOC TB 3 FT within the confines of the fault line
SHOT GUN 1ST GUN
RIFLE 2ND GUN
HAND GUN 3RD GUN

SCORING: Point factor Scoring, Comstock
TARGETS: 8 PSMOC Target, 8 small falling targets, 4 falling plates
MINIMUM RDS: 28 Rounds
MAX PTS: 140 Points
SCORED HITS: Best 2 hits on PSMOC board, Metal targets = Alpha
START-STOP: Audible - Last shot
RULES: Latest PSMOC/ISMOC Rulebook.

