

Stage Number: 4 (Handgun/PRR/PCC)

Type: Ultimate

Scoring Method: Points Factor

Targets: 17 PSMOC Targets, 3 Small Falling Target, 1 Falling Target, 2 Round Plates, 1 No Shoot

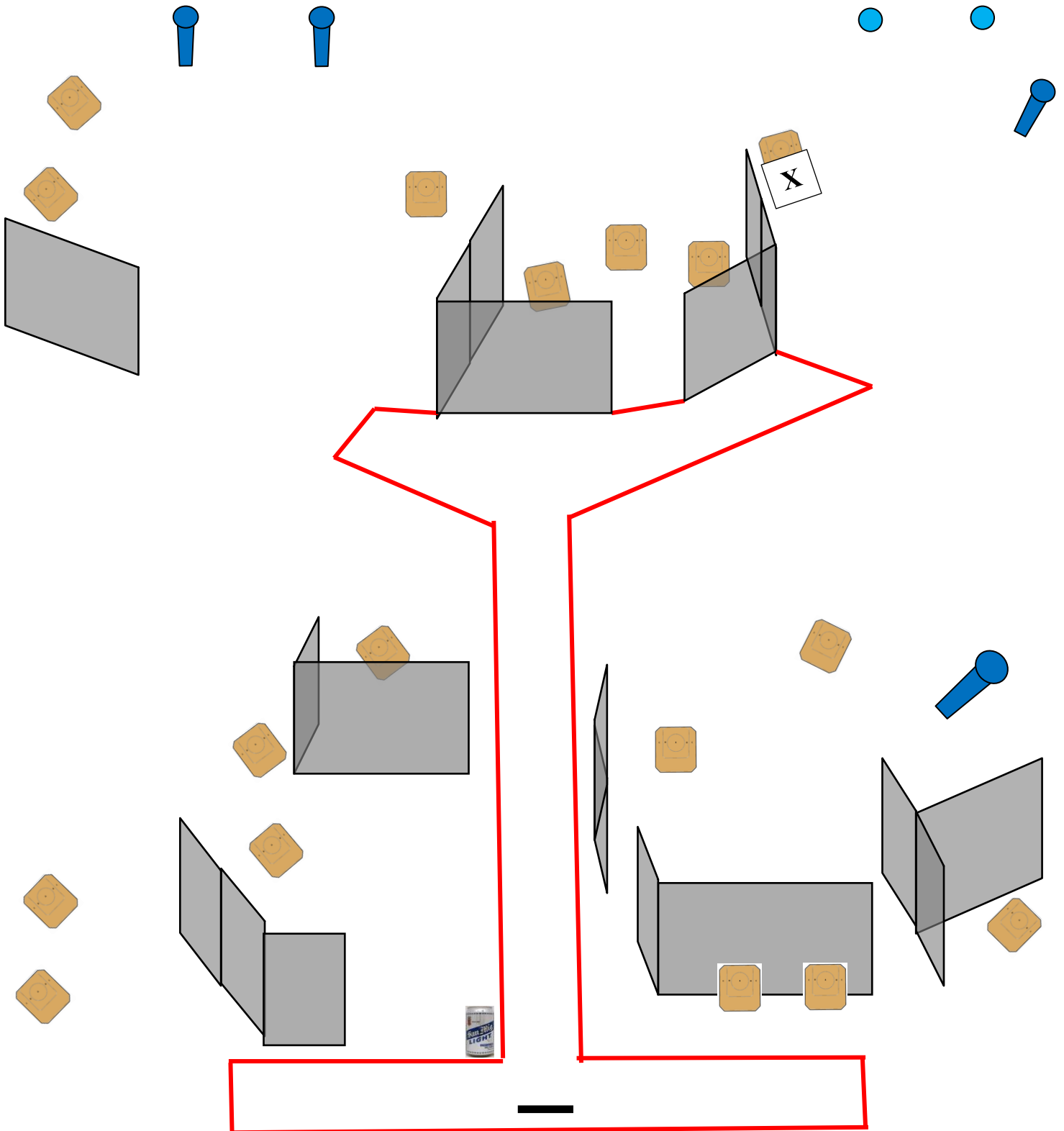
Minimum number of rounds: 40 rds

Start position/Condition of Firearm Handgun Match: Standing on mark, hands hanging naturally at sides. Handgun holstered in Condition 1

Start position/Condition of Firearm PRR/PCC: Standing on mark holding rifle Low Ready muzzle pointing at the beer can

Time starts: Audible

Procedure Handgun/PRR/PCC Match: On audible signal, shoot targets while inside the shooting area.



Stage Number: 5 (Handgun/PRR/PCC)

Type: Intermediate

Scoring Method: Points Factor

Targets: 8 PSMOC Targets, 1 Round Plate, 3 Small Falling Targets

Minimum number of rounds: 20 rds

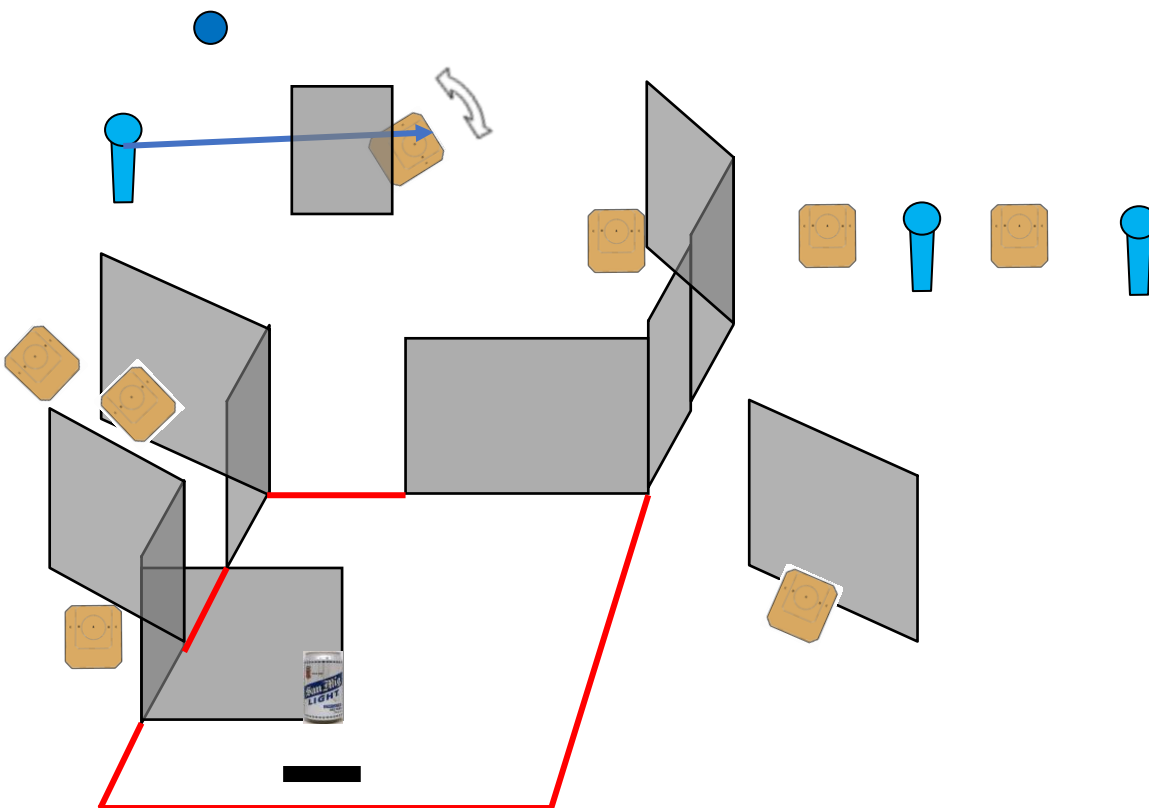
Start position/Condition of Firearm Handgun Match: Standing on mark, hands hanging naturally at sides. Handgun holstered in Condition 1

Start position/Condition of Firearm PRR/PCC: Standing on mark at Low Ready muzzle pointing at beer can in Condition 1

Time starts: Audible

Procedure Handgun/PRR/PCC: On audible signal, shoot targets while inside the shooting area.

Note: Small Falling Target will activate swinging target as indicated by the arrow



Stage Number: 6 (Handgun/PRR/PCC/3-Gun)

Type: Ultimate

Scoring Method: Points Factor

Targets: 11 PSMOC Targets, 1 Round Plate, 3 Small Falling Targets

Minimum number of rounds: 29 rds

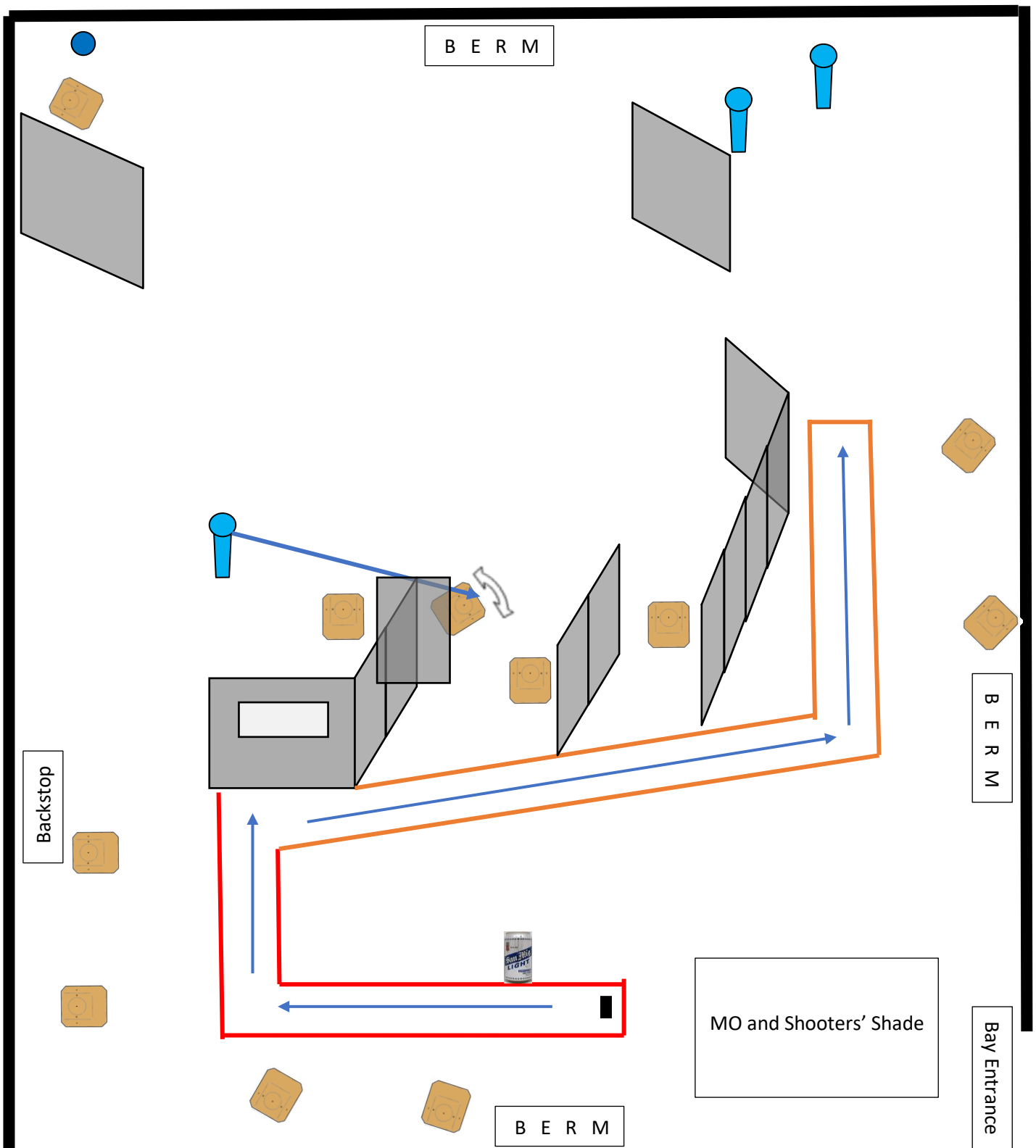
Start position/Condition of Firearm Handgun Match: Standing on mark, hands hanging naturally at sides. Handgun holstered in Condition 1

Start position/Condition of Firearm PRR/PCC: Standing on mark Low Ready muzzle pointing at beer can in Condition 1

Time starts: Audible

Procedure Handgun/PRR/PCC Match: On audible signal, shoot targets while inside the shooting area

Note: This is a 270 degree stage. The path direction is indicated by arrows



Stage Number: 8 (Handgun/PRR/PCC)

Type: Intermediate

Scoring Method: Points Factor

Targets: 8 PSMOC Targets, 2 Falling Targets

Minimum number of rounds: Handgun/PRR/PCC= 18 rds

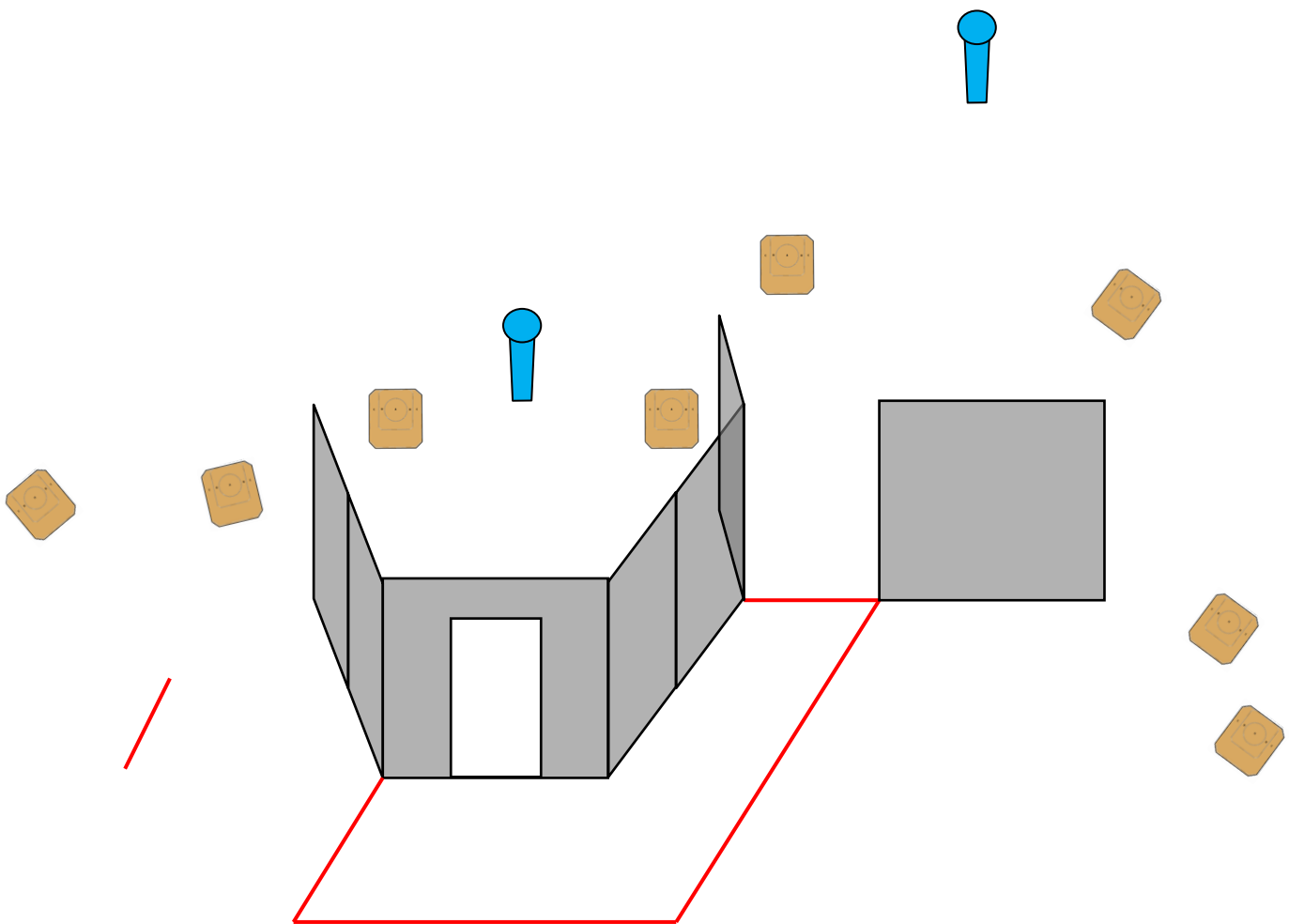
Start position/Condition of Firearm Handgun Match: Standing anywhere inside the shooting area, hands hanging naturally at sides. Handgun holstered in Condition 1

Start position/Condition of Firearm PRR/PCC: Standing anywhere inside the shooting area at Low Ready muzzle pointing at beer bottle in Condition 1

Time starts: Audible

Procedure Handgun/PRR/PCC Match: On audible signal, shoot targets while inside the shooting area **Procedure.**

Note: The Falling Target will activate the running targets. A small portion of the A-zone will be visible when the targets are at rest.



Stage Number: 9 (Handgun/PRR/PCC)

Type: Speed

Scoring Method: Points Factor

Targets: 2 Falling Targets, 4 Small Falling Targets, 3 Round Falling Plates

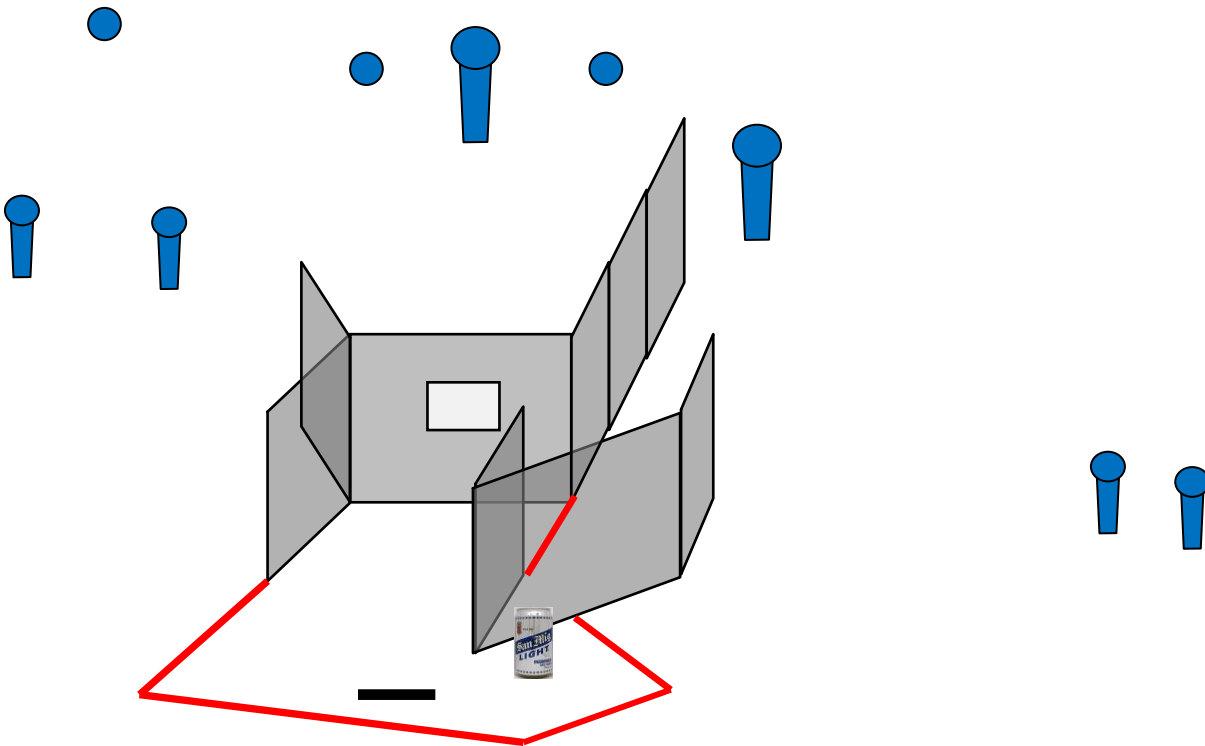
Minimum number of rounds: Handgun/PRR/PCC= 9 rds

Start position/Condition of Firearm Handgun Match: Standing on mark, hands hanging naturally at sides. Handgun holstered in Condition 1

Start position/Condition of Firearm PRR/PCC: Standing on mark at Low Ready muzzle pointing at beer bottle in Condition 1

Time starts: Audible

Procedure Handgun/PRR/PCC Match: On audible signal, shoot targets while inside the shooting area



Stage Number: 10 (Handgun/PRR/PCC)

Type: Intermediate

Scoring Method: Points Factor

Targets: 7 PSMOC Targets, 5 Falling Targets (Poppers)

Minimum number of rounds: Handgun/PRR/PCC= 19 rds

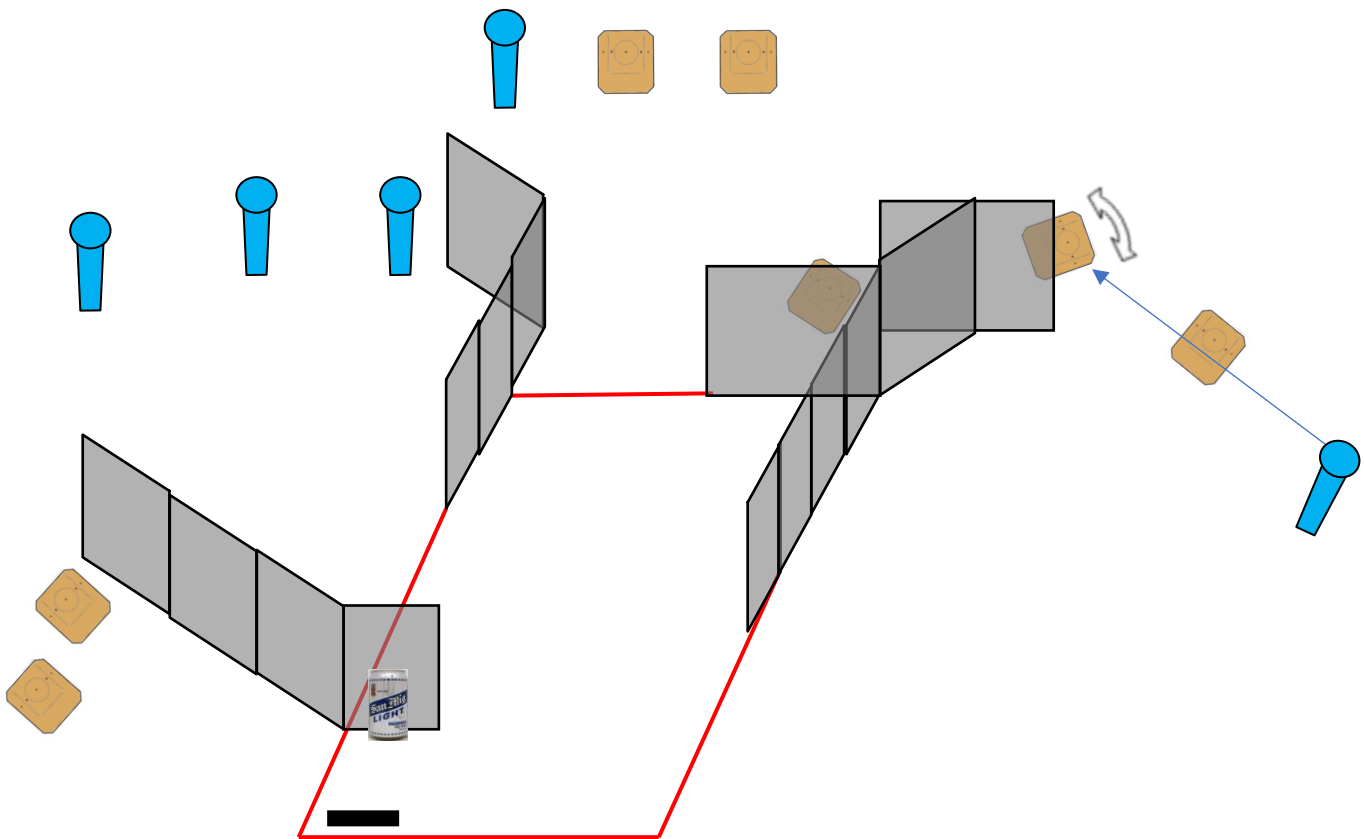
Start position/Condition of Firearm Handgun Match: Standing on mark, hands hanging naturally at sides. Handgun holstered in Condition 1

Start position/Condition of Firearm PRR/PCC: Standing on mark at Low Ready muzzle pointing at beer bottle in Condition 1

Time starts: Audible

Procedure Handgun/PRR/PCC Match: On audible signal, shoot targets while inside the shooting area

Note: Falling target will activate swinger as indicated by the arrow



Stage Number: 11 (Handgun/PCC/PRR)

Type: Intermediate

Scoring Method: Points Factor

Targets: 2 PSMOC Targets, 4 Falling Targets (Poppers), 5 Falling Plates

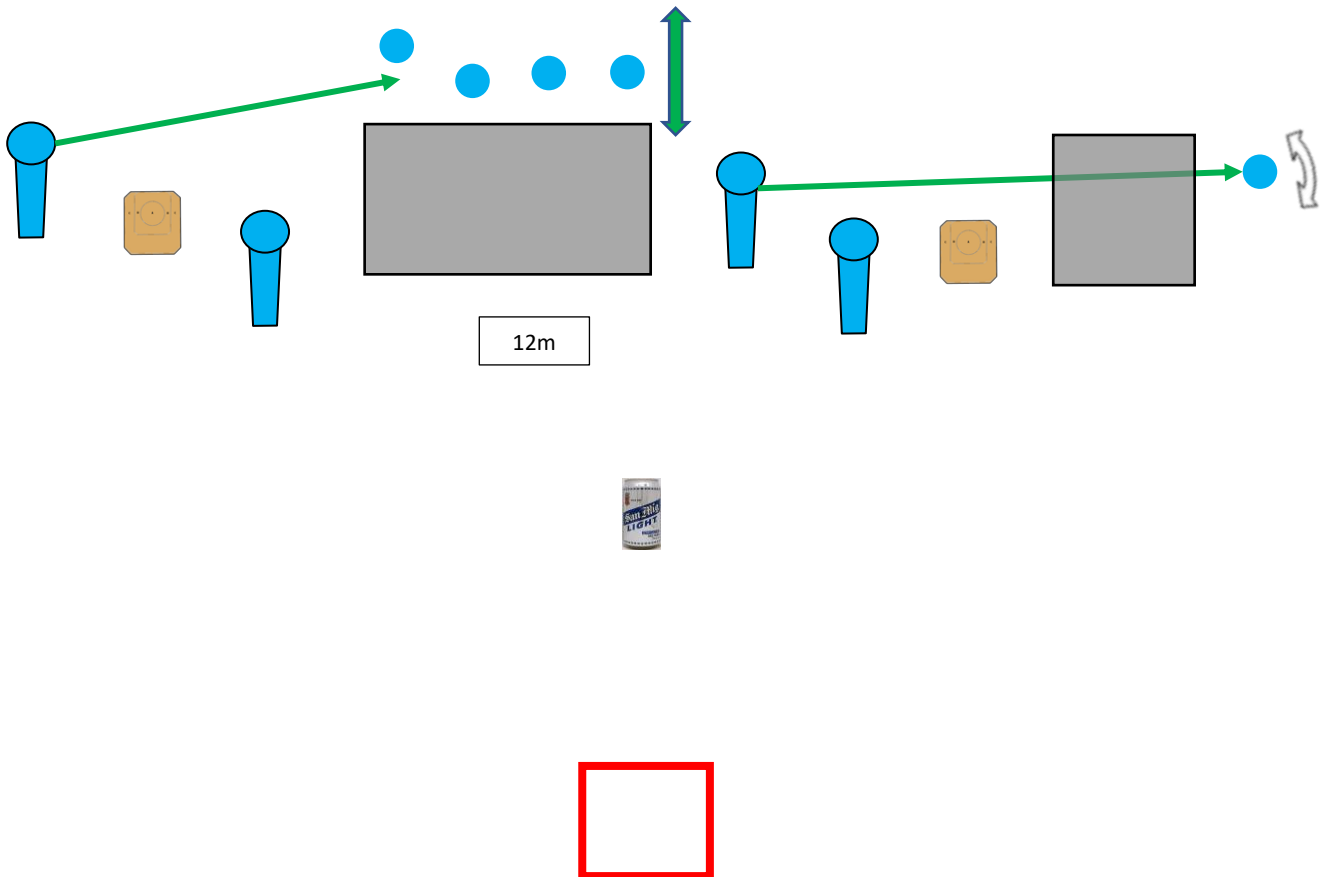
Minimum number of rounds: 13 rds

Start position/Condition of Firearm Handgun Match: Standing inside the shooting area, hands hanging naturally at sides. Handgun holstered in Condition 1

Start position/Condition of Firearm PRR/PCC : Standing inside the shooting area, Low Ready muzzle pointing at beer can Condition 1

Time starts: Audible

Procedure: On audible signal, shoot all targets while inside the shooting area. Poppers will activate moving Falling Plates as indicated by arrows.



Stage Number: 12 (Handgun/PCC/PRR)

Type: Intermediate

Scoring Method: Points Factor

Targets: 3 PSMOC Targets, 8 Falling Targets (Poppers)

Minimum number of rounds: 14 rds

Start position/Condition of Firearm Handgun Match: Standing inside the shooting area, hands hanging naturally at sides. Handgun holstered in Condition 1

Start position/Condition of Firearm PRR/PCC : Standing inside the shooting area, Low Ready muzzle pointing at beer can Condition 1

Time starts: Audible

Procedure: On audible signal, shoot all targets while inside the shooting area. Poppers will activate moving PSMOC Targets as indicated by arrows.

